

CHINO BASIN WATERMASTER



NOTICE OF MEETING

Thursday, April 20, 2017

9:00 a.m. – Advisory Committee Meeting

*AT THE CHINO BASIN WATERMASTER OFFICES
9641 San Bernardino Road
Rancho Cucamonga, CA 91730
(909) 484-3888*

CHINO BASIN WATERMASTER

Thursday, April 20, 2017

9:00 a.m. – Advisory Committee Meeting

AGENDA

**CHINO BASIN WATERMASTER
ADVISORY COMMITTEE MEETING**

9:00 a.m. – April 20, 2017

WITH

Mr. Brian Geye, Chair

Mr. Jeff Pierson, Vice-Chair

Chino Basin Watermaster

9641 San Bernardino Road

Rancho Cucamonga, CA 91730

AGENDA

CALL TO ORDER

AGENDA - ADDITIONS/REORDER

I. CONSENT CALENDAR

Note: All matters listed under the Consent Calendar are considered to be routine and non-controversial and will be acted upon by one motion in the form listed below. There will be no separate discussion on these items prior to voting unless any members, staff, or the public requests specific items be discussed and/or removed from the Consent Calendar for separate action.

A. MINUTES

1. Minutes of the Advisory Committee Meeting held March 16, 2017 (*Page 1*)

B. FINANCIAL REPORTS

1. Cash Disbursements for the month of February 2017 (*Page 5*)
2. Watermaster VISA Check Detail for the month of February 2017 (*Page 15*)
3. Combining Schedule for the Period July 1, 2016 through February 28, 2017 (*Page 19*)
4. Treasurer's Report of Financial Affairs for the Period February 1, 2017 through February 28, 2017 (*Page 23*)
5. Budget vs. Actual Report for the Period July 1, 2016 through February 28, 2017 (*Page 27*)

C. WATER TRANSACTION (*Page 52*)

Notice of Water Transaction: The purchase of 3,000.000 acre-feet of water from Cucamonga Valley Water District by Fontana Water Company. This purchase is made from Cucamonga Valley Water District's storage account.

D. APPLICATION FOR RECHARGE (*Page 62*)

Notice of Application for Recharge: On February 15, 2017 Fontana Water Company submitted an Application for Recharge for 500.000 acre-feet to be recharged into the Vulcan Basin.

II. BUSINESS ITEMS

NONE

III. REPORTS/UPDATES

A. LEGAL COUNSEL REPORT

1. Safe Yield Reset
2. Rules and Regulations Update

B. ENGINEER REPORT

1. SGMA Annual Reporting, Maximum Benefit Annual Report, Diversion Permit Annual Report, and SB88 Compliance
2. Ground-Level Monitoring and Prado Basin Habitat Sustainability Programs
3. RMPU Project Support and MPI Analysis on SAWCo Recharge Application
4. Model Update and Required Demonstrations
5. Supplemental Water Recharge Procedures

C. CFO REPORT

1. Fiscal Year 2017/18 Budget

D. GM REPORT

1. SGMA Update
2. Ambient Water Quality Study
3. Santa Ana River Watershed Status Report
4. RMPU Project 2: Montclair Basins Alternative Approach
5. Other

E. INLAND EMPIRE UTILITIES AGENCY

1. MWD Update (Written) *(Page 90)*
2. State and Federal Legislative Reports *(Page 94)*
3. Community Outreach/Public Relations Report *(Page 107)*

F. OTHER METROPOLITAN MEMBER AGENCY REPORTS

IV. INFORMATION

1. Cash Disbursements for March 2017 *(Page 113)*
2. Ground-Level Monitoring Status Report (Quarterly) *(Page 123)*
3. South Archibald and Chino Airport Plumes Status Report (Quarterly) *(Page 129)*
4. RMPU Status Report (Quarterly) *(Page 135)*
5. Santa Ana River Watershed Status Report (Quarterly) *(Page 143)*

V. COMMITTEE MEMBER COMMENTS

VI. OTHER BUSINESS

VII. CONFIDENTIAL SESSION - POSSIBLE ACTION

Pursuant to the Advisory Committee Pool Rules & Regulations, a Confidential Session may be held during the Watermaster Pool meeting for the purpose of discussion and possible action.

VIII. FUTURE MEETINGS AT WATERMASTER

4/20/17	Thu	8:00 a.m.	Appropriative Pool Strategic Planning (Confidential Session Only)
4/20/17	Thu	9:00 a.m.	Advisory Committee
4/20/17	Thu	9:30 a.m.	Recharge Investigations and Projects Committee (RIPCom)
4/25/17	Tue	1:00 p.m.	FY 17/18 Budget Workshop #1
4/25/17	Tue	3:00 p.m.	Prado Basin Habitat Sustainability Committee
4/27/17	Thu	11:00 a.m.	Watermaster Board

All Watermaster meeting dates can be found on our website at the “View Schedules” button on the Home Page, and also accessible at this link: <http://www.cbwm.org/calendar.pdf>

ADJOURNMENT

CHINO BASIN WATERMASTER

I. CONSENT CALENDAR

A. MINUTES

1. Advisory Committee Meeting held on March 16, 2017

DRAFT MINUTES
CHINO BASIN WATERMASTER
ADVISORY COMMITTEE MEETING

March 16, 2017

The Advisory Committee meeting was held at the offices of the Chino Basin Watermaster located at 9641 San Bernardino Road, Rancho Cucamonga, CA on March 16, 2017.

ADVISORY COMMITTEE MEMBERS PRESENT

NON-AGRICULTURAL POOL MEMBER PRESENT

Brian Geye, Chair

Auto Club Speedway

AGRICULTURAL POOL MEMBERS PRESENT

Jeff Pierson, Vice-Chair

Crops

Pete Hall

State of California – CIM

Lawrence Dimock

State of California – CIM

Bob Feenstra

Dairy

APPROPRIATIVE POOL MEMBERS PRESENT

Todd Corbin

Jurupa Community Services District

Justin Scott-Coe

Monte Vista Water District

Darron Poulsen

City of Pomona

Cris Fealy

Fontana Water Company

Eric Tarango for Seth Zielke

Fontana Union Water Company

Katie Gienger for Scott Burton

City of Ontario

Rosemary Hoerning

City of Upland

Van Jew

Monte Vista Irrigation Company

Teri Layton

San Antonio Water Company

Dave Crosley

City of Chino

Jo Lynne Russo-Pereyra for Marty Zvirbulis

Cucamonga Valley Water District

WATERMASTER STAFF PRESENT

Peter Kavounas

General Manager

Joseph Joswiak

Chief Financial Officer

Edgar Tellez Foster

Senior Environmental Engineer

Justin Nakano

Water Resources Senior Associate

Janine Wilson

Recording Secretary

WATERMASTER CONSULTANTS PRESENT

Brad Herrema

Brownstein Hyatt Farber Schreck, LLP

Mark Wildermuth

Wildermuth Environmental, Inc.

Andy Malone

Wildermuth Environmental, Inc.

OTHERS PRESENT

Curtis Paxton

Chino Basin Desalter Authority

Chris Berch

Inland Empire Utilities Agency

Garrett Rapp

Wildermuth Environmental, Inc.

Carolina Sanchez

Wildermuth Environmental, Inc.

Shaun Stone

Inland Empire Utilities Agency

Manny Martinez

Monte Vista Water District

Richard Rees

AMEC

Eunice Ulloa

Chino Basin Water Conservation District

Sheri Rojo
Amanda Coker
Raul Garibay

Basin Creek Consulting
City of Chino
City of Pomona

CALL TO ORDER

Chair Geye called the Advisory Committee meeting to order at 9:04 a.m.

AGENDA - ADDITIONS/REORDER

None

I. CONSENT CALENDAR

A. MINUTES

1. Minutes of the Advisory Committee Meeting held February 16, 2017

B. FINANCIAL REPORTS

1. Cash Disbursements for the month of January 2017
2. Watermaster VISA Check Detail for the month of January 2017
3. Combining Schedule for the Period July 1, 2016 through January 31, 2017
4. Treasurer's Report of Financial Affairs for the Period January 1, 2017 through January 31, 2017
5. Budget vs. Actual Report for the Period July 1, 2016 through January 31, 2017

C. OBMP SEMI-ANNUAL STATUS REPORTS 2015-2 AND 2016-1

Recommend to the Watermaster Board to adopt the Semi-Annual OBMP Status Reports 2015-2 and 2016-1, along with filing a copy with the Court, subject to any necessary non-substantive changes.

D. CBWM SUBMITTAL OF ANNUAL REPORTING REQUIREMENTS FOR ADJUDICATED BASINS PURSUANT TO THE SUSTAINABLE GROUNDWATER MANAGEMENT ACT (SGMA)

Recommend to the Watermaster Board to approve and direct staff to file the information/reports with the DWR.

(0:01:07)

Motion by Mr. Cris Fealy, seconded by Ms. Jo Lynne Russo-Pereyra, and by unanimous vote

Moved to approve the Consent Calendar as presented.

II. BUSINESS ITEMS

NONE

III. REPORTS/UPDATES

A. LEGAL COUNSEL REPORT

1. Rules and Regulations Update
2. Safe Yield Reset
3. February 23, 2017 and March 3, 2017 Watermaster Board Meetings

(0:01:27) Mr. Herrema gave a report.

B. ENGINEER REPORT

1. Supplemental Water Recharge Procedures
2. Maximum Benefit Annual Report
3. Model Update and Required Demonstration
4. Salinity Management

- 5. Prado Basin Habitat Sustainability Program
- 6. Ground-Level Monitoring Program

(0:05:01) Mr. Malone offered the same reports as was given at the Pool meetings last week. The Committee declined to have the report provided again.

C. CFO REPORT

- 1. FY 2017/18 Budget Schedule

(0:05:11) Mr. Joswiak gave a report and indicated future FY 2017/18 budget workshop dates.

D. GM REPORT

- 1. Santa Ana River Watershed Status Report
- 2. Overlying Non-Agricultural Pool Available Water Per Restated Judgment Exhibit "G"
- 3. Other

(0:06:32) Mr. Kavounas offered the same reports as was given at the Pool meetings last week. The Committee declined to have the report provided again.

E. INLAND EMPIRE UTILITIES AGENCY

- 1. MWD Update (Written)
- 2. State and Federal Legislative Reports
- 3. Community Outreach/Public Relations Report

F. OTHER METROPOLITAN MEMBER AGENCY REPORTS

None

IV. INFORMATION

- 1. Cash Disbursements for February 2017

V. COMMITTEE MEMBER COMMENTS

None

VI. OTHER BUSINESS

None

VII. CONFIDENTIAL SESSION - POSSIBLE ACTION

None

ADJOURNMENT

Chair Geye adjourned the Advisory Committee meeting at 9:11 a.m.

Secretary: _____

Approved: _____

THIS PAGE
HAS
INTENTIONALLY
BEEN LEFT
BLANK
FOR PAGINATION

CHINO BASIN WATERMASTER

I. CONSENT CALENDAR

B. FINANCIAL REPORTS

1. Cash Disbursements for the month of February 2017
2. Watermaster VISA Check Detail for the month of February 2017
3. Combining Schedule for the Period July 1, 2016 through February 28, 2017
4. Treasurer's Report of Financial Affairs for the Period February 1, 2017 through February 31, 2017
5. Budget vs. Actual Report for the Period July 1, 2016 through February 28, 2017



CHINO BASIN WATERMASTER

9641 San Bernardino Road, Rancho Cucamonga, Ca 91730
Tel: 909.484.3888 Fax: 909.484.3890 www.cbwm.org

PETER KAVOUNAS, P.E.
General Manager

STAFF REPORT

DATE: April 20, 2017
TO: Advisory Committee Members
SUBJECT: Cash Disbursement Report - Financial Report B1 (February 28, 2017)

SUMMARY

Issue: Record of Cash Disbursements for the month of February 28, 2017.

Recommendation: Receive and file Cash Disbursements for February 28, 2017 as presented.

Financial Impact: Funds disbursed were included in the FY 2016/17 "Amended" Watermaster Budget.

Future Consideration

Advisory Committee – April 20, 2017: Receive and File

Watermaster Board – April 27, 2017: Receive and File (Normal Course of Business)

ACTIONS:

Appropriative Pool – April 13, 2017: Unanimously approved

Non-Agricultural Pool – April 13, 2017: Moved unanimously to receive and file, without approval

Agricultural Pool – April 13, 2017: Unanimously approved

Advisory Committee – April 20, 2017:

Watermaster Board – April 27, 2017:

BACKGROUND

A monthly cash disbursement report is provided to keep all members apprised of Watermaster expenditures.

DISCUSSION

Total cash disbursements during the month of February 2017 were \$168,487.39.

The most significant expenditures during the month were for the payroll period dated 01/29/2017 to 02/11/2017 in the amount of \$34,834.37 (direct debit from checking account dated February 16, 2017); and the payroll period dated 02/12/2017 to 02/25/2017 in the amount of \$32,213.63 (direct debit from checking account dated March 2, 2017).

ATTACHMENTS

1. Financial Report - B1

CHINO BASIN WATERMASTER
Cash Disbursements For The Month of
February 2017

Type	Date	Num	Name	Memo	Account	Paid Amount
Bill Pmt -Check	02/06/2017	19927	APPLIED COMPUTER TECHNOLOGIES	2782	1012 · Bank of America Gen'l Ckg	
Bill	01/31/2017	2782		Database Consulting Services - January 2017	6052.2 · Applied Computer Technol	4,064.20
TOTAL						4,064.20
Bill Pmt -Check	02/06/2017	19928	BOWCOCK, ROBERT	Board Member Compensation	1012 · Bank of America Gen'l Ckg	
Bill	01/19/2017	1/19 Advisory Comm		1/19/17 Advisory Committee Meeting	6311 · Board Member Compensation	125.00
Bill	01/26/2017	1/26 Board Mtg		1/26/17 Board Meeting	6311 · Board Member Compensation	125.00
TOTAL						250.00
Bill Pmt -Check	02/06/2017	19929	CHEF DAVE'S CAFE & CATERING	6556	1012 · Bank of America Gen'l Ckg	
Bill	01/26/2017	6556		Lunch for 1/26/17 Watermaster Board Meeting	6312 · Meeting Expenses	602.00
TOTAL						602.00
Bill Pmt -Check	02/06/2017	19930	CURATALO, JAMES	Board Member Compensation	1012 · Bank of America Gen'l Ckg	
Bill	01/24/2017	1/24 Agenda Preview		1/24/17 Agenda Preview Meeting	6311 · Board Member Compensation	125.00
Bill	01/26/2017	1/26 Board Mtg.		1/26/17 Board Meeting	6311 · Board Member Compensation	125.00
TOTAL						250.00
P7 Bill Pmt -Check	02/06/2017	19931	DE BOOM, NATHAN	Ag Pool Member Compensation	1012 · Bank of America Gen'l Ckg	
Bill	01/12/2017	1/12 Ag Pool Mtg		1/12/17 Ag Pool Meeting	8411 · Compensation	25.00
				1/12/17 Ag Pool Meeting	8470 · Ag Meeting Attend -Special	100.00
Bill	01/17/2017	1/17 Special Ag Mtg		1/17/17 Special Ag Pool Meeting	8411 · Compensation	25.00
				1/17/17 Special Ag Pool Meeting	8470 · Ag Meeting Attend -Special	100.00
TOTAL						250.00
Bill Pmt -Check	02/06/2017	19932	DE HAAN, HENRY	Ag Pool Member Compensation	1012 · Bank of America Gen'l Ckg	
Bill	01/12/2017	1/12 Ag Pool Mtg		1/12/17 Ag Pool Meeting	8411 · Compensation	25.00
				1/12/17 Ag Pool Meeting	8470 · Ag Meeting Attend -Special	100.00
TOTAL						125.00
Bill Pmt -Check	02/06/2017	19933	ELIE, STEVEN	Board Member Compensation	1012 · Bank of America Gen'l Ckg	
Bill	01/24/2017	1/24 Agenda Preview		1/24/17 Board Agenda Preview call	6311 · Board Member Compensation	125.00
Bill	01/26/2017	1/26 Board Mtg		1/26/17 Board Meeting	6311 · Board Member Compensation	125.00
TOTAL						250.00
Bill Pmt -Check	02/06/2017	19934	EUROFINS EATON ANALYTICAL		1012 · Bank of America Gen'l Ckg	
Bill	12/22/2016	L0297043		L0297043	7108.41 · Hydraulic Control - PBHSP	1,256.00
Bill	12/28/2016	L0297566		L0297566	7103.5 · Grdwtr Qual-Lab Svcs	3,400.00
Bill	12/30/2016	L0297991		L0297991	7108.41 · Hydraulic Control - PBHSP	3,140.00

CHINO BASIN WATERMASTER
Cash Disbursements For The Month of
February 2017

Type	Date	Num	Name	Memo	Account	Paid Amount
Bill	12/30/2016	L0297992		L0297992	7108.41 · Hydraulic Control - PBHSP	3,768.00
Bill	01/03/2017	L0298382		L0298382	7103.5 · Grdwtr Qual-Lab Svcs	2,512.00
Bill	01/10/2017	L0299434		L0299434	7108.41 · Hydraulic Control - PBHSP	628.00
TOTAL						14,704.00
Bill Pmt -Check	02/06/2017	19935	HUITSING, JOHN	Ag Pool Member Compensation	1012 · Bank of America Gen'l Ckg	
Bill	01/12/2017	1/12 Ag Pool Mtg		1/12/17 Ag Pool Meeting	8411 · Compensation	25.00
				1/12/17 Ag Pool Meeting	8470 · Ag Meeting Attend -Special	100.00
Bill	01/17/2017	1/17 Ag Pool Call		1/17/17 Ag Pool conference call	8411 · Compensation	25.00
				1/17/17 Ag Pool conference call	8470 · Ag Meeting Attend -Special	100.00
TOTAL						250.00
Bill Pmt -Check	02/06/2017	19936	KUHN, BOB	Board Member Compensation	1012 · Bank of America Gen'l Ckg	
Bill	01/12/2017	1/12 Appro Pool Mtg		1/12/17 Appropriative Pool Meeting	6311 · Board Member Compensation	125.00
Bill	01/19/2017	1/19 Advisory Comm		1/19/17 Advisory Committee Meeting	6311 · Board Member Compensation	125.00
Bill	01/25/2017	1/25 Admin Mtg		1/25/17 Administrative Meeting	6311 · Board Member Compensation	125.00
Bill	01/26/2017	1/26 Board Mtg.		1/26/17 Board Meeting	6311 · Board Member Compensation	125.00
TOTAL						500.00
P8 Bill Pmt -Check	02/06/2017	19937	LEVEL 3 COMMUNICATIONS	50998335	1012 · Bank of America Gen'l Ckg	
Bill	01/24/2017	50998335		1/17/17-2/16/17	6053 · Internet Expense	1,044.82
TOTAL						1,044.82
Bill Pmt -Check	02/06/2017	19938	PUBLIC EMPLOYEES' RETIREMENT SYSTEM	Payor #3493	1012 · Bank of America Gen'l Ckg	
Bill	01/23/2017	1394905143		1959 Survivor Benefit 7/01/2016-6/30/2017	60180 · Employers PERS Expense	154.80
TOTAL						154.80
Bill Pmt -Check	02/06/2017	19939	READY REFRESH BY NESTLE	0023230253	1012 · Bank of America Gen'l Ckg	
Bill	01/31/2017	0023230253		Office Water Bottle - January 2017	6031.7 · Other Office Supplies	17.90
TOTAL						17.90
Bill Pmt -Check	02/06/2017	19940	RR FRANCHISING, INC.	Janitorial Services	1012 · Bank of America Gen'l Ckg	
Bill	01/20/2017	34093		Carpet cleaning on 1/07/17	6024 · Building Repair & Maintenance	600.00
Bill	02/01/2017	34457		Monthly service February 201	6024 · Building Repair & Maintenance	740.00
TOTAL						1,340.00
Bill Pmt -Check	02/06/2017	19941	STANDARD INSURANCE CO.	Policy # 00-649299-0009	1012 · Bank of America Gen'l Ckg	
Bill	01/24/2017	006492990009		Policy # 00-649299-0009	60191 · Life & Disab.Ins Benefits	667.50
TOTAL						667.50

CHINO BASIN WATERMASTER
Cash Disbursements For The Month of
February 2017

Type	Date	Num	Name	Memo	Account	Paid Amount
Bill Pmt -Check	02/06/2017	19942	STATE COMPENSATION INSURANCE FUND	1970970-16	1012 · Bank of America Gen'l Ckg	
Bill	02/01/2017	1970970 -16		Premium for 1/26/17-2/26/17	60183 · Worker's Comp Insurance	910.00
TOTAL						910.00
Bill Pmt -Check	02/06/2017	19943	THOMAS, THOMAS R.	Board Member Compensation	1012 · Bank of America Gen'l Ckg	
Bill	01/26/2017	1/26 Board Mtg.		1/26/17 Board Meeting	6311 · Board Member Compensation	125.00
TOTAL						125.00
Bill Pmt -Check	02/06/2017	19944	UNION 76	7076-2245-3035-5049	1012 · Bank of America Gen'l Ckg	
Bill	01/31/2017	7076224530355049		January 2017	6175 · Vehicle Fuel	179.29
TOTAL						179.29
Bill Pmt -Check	02/06/2017	19945	VANDEN HEUVEL, GEOFFREY	Board Member Compensation	1012 · Bank of America Gen'l Ckg	
Bill	01/12/2017	1/12 Ag Pool Mtg		1/12/17 Ag Pool Meeting	6311 · Board Member Compensation	125.00
Bill	01/26/2017	1/26 Board Mtg		1/26/17 Board Meeting	6311 · Board Member Compensation	125.00
TOTAL						250.00
Bill Pmt -Check	02/06/2017	19946	VERIZON WIRELESS	9778613057	1012 · Bank of America Gen'l Ckg	
Bill	01/23/2017	9778613057		Acct #642073270-00001	7103.7 · Grdwtr Qual-Computer Svc	100.06
TOTAL						100.06
Bill Pmt -Check	02/06/2017	19947	VISION SERVICE PLAN	00-101789-0001	1012 · Bank of America Gen'l Ckg	
Bill	01/24/2017	001017890001		Vision Insurance Premium - February 2017	60182.2 · Dental & Vision Ins	85.60
TOTAL						85.60
Bill Pmt -Check	02/06/2017	19948	WESTERN MUNICIPAL WATER DISTRICT	Board Member Compensation	1012 · Bank of America Gen'l Ckg	
Bill	01/26/2017	1/26 Board Mtg		1/26/17 Board Meeting-Galleano attendance	6311 · Board Member Compensation	125.00
TOTAL						125.00
Bill Pmt -Check	02/06/2017	19949	YUKON DISPOSAL SERVICE	08-K2 213849	1012 · Bank of America Gen'l Ckg	
Bill	02/01/2017	08-k2 213849		Disposal Service - February 2017	6024 · Building Repair & Maintenance	111.57
TOTAL						111.57
Bill Pmt -Check	02/06/2017	19950	DI PRIMIO, ROBERT	Board Member Compensation	1012 · Bank of America Gen'l Ckg	
Bill	01/24/2017	1/24 Agenda Preview		1/24/17 Board Agenda Preview Meeting	6311 · Board Member Compensation	125.00
Bill	01/26/2017	1/26 Board Mtg		1/26/17 Board Meeting	6311 · Board Member Compensation	125.00
TOTAL						250.00
Bill Pmt -Check	02/01/2017	ACH 020117	PUBLIC EMPLOYEES' RETIREMENT SYSTEM	Payor #3493	1012 · Bank of America Gen'l Ckg	
General Journal	01/28/2017	01/28/2017	PUBLIC EMPLOYEES' RETIREMENT SYSTEM	CalPERS Retirement for 01/14/17-01/28/17	2000 · Accounts Payable	6,535.84

CHINO BASIN WATERMASTER
Cash Disbursements For The Month of
February 2017

Type	Date	Num	Name	Memo	Account	Paid Amount
TOTAL						6,535.84
General Journal	02/11/2017	02/11/2017	Payroll and Taxes for 01/29/17-02/11/17	Payroll and Taxes for 01/29/17-02/11/17	1012 · Bank of America Gen'l Ckg	
				Direct Deposits for 01/29/17-02/11/17	1012 · Bank of America Gen'l Ckg	25,837.06
				Payroll Taxes for 01/29/17-02/11/17	1012 · Bank of America Gen'l Ckg	8,997.31
			ICMA-RC	457(f) Employee Deductions for 01/29/17-02/11/17	1012 · Bank of America Gen'l Ckg	4,399.88
			ICMA-RC	401(a) Employee Deductions for 01/29/17-02/11/17	1012 · Bank of America Gen'l Ckg	1,235.97
TOTAL						40,470.22
Bill Pmt -Check	02/14/2017	19951	ACWA JOINT POWERS INSURANCE AUTHORITY	0457748	1012 · Bank of America Gen'l Ckg	
Bill	02/02/2017	0463766		Prepayment - March 2017	1409 · Prepaid Life, BAD&D & LTD	144.67
				February 2017	60191 · Life & Disab.Ins Benefits	140.43
TOTAL						285.10
Bill Pmt -Check	02/14/2017	19952	CORELOGIC INFORMATION SOLUTIONS	21771171	1012 · Bank of America Gen'l Ckg	
Bill	01/31/2017	81771171		21771171	7103.7 · Grdwtr Qual-Computer Svc	62.50
				21771171	7101.4 · Prod Monitor-Computer	62.50
TOTAL						125.00
P10 Bill Pmt -Check	02/14/2017	19953	MINDSHIFT	0238641	1012 · Bank of America Gen'l Ckg	
Bill	02/02/2017	0238642		IT Managed Services	6052.4 · mindSHIFT-Managed Services	3,770.00
				Backup & Recovery	6052.5 · mindSHIFT-Data Backup/Storage	792.00
TOTAL						4,562.00
Bill Pmt -Check	02/14/2017	19954	PIERSON, JEFFREY	Ag Pool Member Compensation	1012 · Bank of America Gen'l Ckg	
Bill	01/06/2017	1/06 Mtg w/Legal		1/06/17 Mtg w/Tracy Egoscue, Bob Feenstra	8411 · Compensation	25.00
				1/06/17 Mtg w/Tracy Egoscue, Bob Feenstra	8470 · Ag Meeting Attend -Special	100.00
Bill	01/12/2017	1/12 Ag Pool Mtg		1/12/17 Ag Pool Mtg	8411 · Compensation	25.00
				1/12/17 Ag Pool Mtg	8470 · Ag Meeting Attend -Special	100.00
Bill	01/12/2017	1/12 Special Ag Pool		1/12/17 Special Ag Pool Mtg	8411 · Compensation	25.00
				1/12/17 Special Ag Pool Mtg	8470 · Ag Meeting Attend -Special	100.00
Bill	01/17/2017	1/17 Special Ag Pool		1/17/17 Special Ag Pool Mtg	8411 · Compensation	25.00
				1/17/17 Special Ag Pool Mtg	8470 · Ag Meeting Attend -Special	100.00
Bill	01/19/2017	1/19 Advisory Comm		1/19/17 Advisory Committee Meeting	8411 · Compensation	25.00
				1/19/17 Advisory Committee Meeting	8470 · Ag Meeting Attend -Special	100.00
Bill	01/19/2017	1/19 RIPCom Mtg		1/19/17 RIPCom Meeting	8411 · Compensation	25.00
				1/19/17 RIPCom Meeting	8470 · Ag Meeting Attend -Special	100.00
Bill	01/19/2017	1/19 Special Ag Mtg		1/19/17 Special Ag Pool Meeting	8411 · Compensation	25.00
				1/19/17 Special Ag Pool Meeting	8470 · Ag Meeting Attend -Special	100.00
Bill	01/19/2017	1/19 Mtg w/ Legal		1/19/17 Meeting w/Legal Counsel, PK	8411 · Compensation	25.00

CHINO BASIN WATERMASTER
Cash Disbursements For The Month of
February 2017

Type	Date	Num	Name	Memo	Account	Paid Amount
Bill	01/26/2017	1/26 Board Mtg		1/19/17 Meeting w/Legal Counsel, Pk 1/26/17 Board Meeting 1/26/17 Board Meeting	8470 · Ag Meeting Attend -Special 8411 · Compensation 8470 · Ag Meeting Attend -Special	100.00 25.00 <u>100.00</u>
TOTAL						<u>1,125.00</u>
Bill Pmt -Check	02/14/2017	19955	PRINTING RESOURCES	63898	1012 · Bank of America Gen'l Ckg	
Bill	02/01/2017	63898		Nameplate - Edgar Tellez-Foster	6031.7 · Other Office Supplies	<u>30.60</u>
TOTAL						<u>30.60</u>
Bill Pmt -Check	02/14/2017	19956	RAUCH COMMUNICATION CONSULTANTS, LLC Jan-1703		1012 · Bank of America Gen'l Ckg	
Bill	01/31/2017	Jan-1703		Work thru December 2016	6061.3 · Rauch	<u>131.25</u>
TOTAL						<u>131.25</u>
Bill Pmt -Check	02/14/2017	19957	TELLEZ-FOSTER, EDGAR	TRAVEL / MILEAGE REIMBURSEMENT	1012 · Bank of America Gen'l Ckg	
Bill	02/08/2017			Mileage reimbursements to various meetings Expenses for Feb. 6-7, 2017 conf. attendance	6173 · Airfare/Mileage 6191 · Conferences - General	71.17 <u>718.30</u>
TOTAL						<u>789.47</u>
P11 Check	02/15/2017	02/15/2017	Service Charge	Service Charge Service Charge	1012 · Bank of America Gen'l Ckg 6039.1 · Banking Service Charges	<u>427.43</u>
TOTAL						<u>427.43</u>
Bill Pmt -Check	02/17/2017	ACH 021717	PUBLIC EMPLOYEES' RETIREMENT SYSTEM	Payor #3493	1012 · Bank of America Gen'l Ckg	
General Journal	02/11/2017	02/17/2017	PUBLIC EMPLOYEES' RETIREMENT SYSTEM	CalPERS Retirement for 01/29/17-02/11/17	2000 · Accounts Payable	<u>6,535.85</u>
TOTAL						<u>6,535.85</u>
Bill Pmt -Check	02/21/2017	19958	CALPERS	1394905143	1012 · Bank of America Gen'l Ckg	
Bill	02/14/2017	1394905143		1394905143	60182.1 · Medical Insurance	<u>8,172.69</u>
TOTAL						<u>8,172.69</u>
Bill Pmt -Check	02/21/2017	19959	CUCAMONGA VALLEY WATER DISTRICT	Lease due March 1, 2017	1012 · Bank of America Gen'l Ckg	
Bill	02/13/2017			Lease due March 1, 2017	1422 · Prepaid Rent	<u>6,447.61</u>
TOTAL						<u>6,447.61</u>
Bill Pmt -Check	02/21/2017	19960	EGOSCUE LAW GROUP	11507	1012 · Bank of America Gen'l Ckg	
Bill	01/31/2017	11507		Ag Pool Legal Services - January 2017	8467 · Ag Legal & Technical Services	<u>19,937.50</u>
TOTAL						<u>19,937.50</u>
Bill Pmt -Check	02/21/2017	19961	EUROFINS EATON ANALYTICAL		1012 · Bank of America Gen'l Ckg	
Bill	02/03/2017	L0303210		L0303210	7108.4 · Hydraulic Control-Lab Svcs	<u>440.00</u>

CHINO BASIN WATERMASTER
Cash Disbursements For The Month of
February 2017

Type	Date	Num	Name	Memo	Account	Paid Amount
Bill	02/06/2017	L0303607		L0303607	7108.4 · Hydraulic Control-Lab Svcs	1,592.00
TOTAL						2,032.00
Bill Pmt -Check	02/21/2017	19962	FIRST LEGAL NETWORK LLC	40008002	1012 · Bank of America Gen'l Ckg	
Bill	01/31/2017	40008002		Filings on 1/3/17, 1/10/17 and 1/11/17	6061.5 · Court Filing Services	194.02
TOTAL						194.02
Bill Pmt -Check	02/21/2017	19963	PAYCHEX	2017020200	1012 · Bank of America Gen'l Ckg	
Bill	01/31/2017	2017020200		January 2017	6012 · Payroll Services	609.14
TOTAL						609.14
Bill Pmt -Check	02/21/2017	19964	PETTY CASH	2636-2647	1012 · Bank of America Gen'l Ckg	
Bill	02/15/2017	2636-2647		Supplies for WM 101 meeting	6909.1 · OBMP Meetings	5.87
				Supplies for admin meetings	6141.3 · Admin Meetings	60.76
				Mileage reimburse - Truong, Tellez-Foster	6173 · Airfare/Mileage	152.68
				E. Tellez-Foster mtg w/Scott-Coe	8312 · Meeting Expenses	29.35
				Purchase miscellaneous office supplies	6031.7 · Other Office Supplies	74.79
TOTAL						323.45
Bill Pmt -Check	02/21/2017	19965	PREMIERE GLOBAL SERVICES	22884838	1012 · Bank of America Gen'l Ckg	
Bill	01/31/2017	22884838		SGMA compliance call on 1/03	6907.44 · SGMA Compliance	6.06
				Non-Ag Pool meeting call on 1/12	8512 · Meeting Expense	21.18
				Fee - General	6022 · Telephone	49.00
				Fee - Confidential	6022 · Telephone	49.00
				WM coordination call on 1/02	6909.1 · OBMP Meetings	6.05
				Appropriative Pool agenda call on 1/05	8312 · Meeting Expenses	2.50
				Ag Pool agenda call on 1/05	8412 · Meeting Expenses	2.50
				Non-Ag Pool agenda call on 1/05	8512 · Meeting Expense	2.50
				WM coordination call on 1/09	6909.1 · OBMP Meetings	19.40
				Appropriative Pool meeting check call on 1/11	8312 · Meeting Expenses	3.83
				Ag Pool meeting check call on 1/11	8412 · Meeting Expenses	3.83
				Non-Ag Pool meeting check call on 1/11	8512 · Meeting Expense	3.84
				Appropriative Pool meeting check call on 1/11	8312 · Meeting Expenses	2.02
				Ag Pool meeting check call on 1/11	8412 · Meeting Expenses	2.02
				Non-Ag Pool meeting check call on 1/11	8512 · Meeting Expense	2.03
				WM coordination call on 1/16	6909.1 · OBMP Meetings	9.39
				SAWCO recharge call on 1/20	7204 · Comp Recharge-Supplies	6.07
				WM coordination call on 1/23	6909.1 · OBMP Meetings	9.70
				Board agenda preview call on 1/24	6312 · Meeting Expenses	11.24
				Service fee	6022 · Telephone	4.05

TOTAL P12

CHINO BASIN WATERMASTER
Cash Disbursements For The Month of
February 2017

Type	Date	Num	Name	Memo	Account	Paid Amount
TOTAL						216.21
Bill Pmt -Check	02/21/2017	19966	PRINTING RESOURCES	63922	1012 · Bank of America Gen'l Ckg	
Bill	02/08/2017	63922		Nameplate - Gino Filippi	6031.7 · Other Office Supplies	30.60
TOTAL						30.60
Bill Pmt -Check	02/21/2017	19967	STAULA, MARY L	Retiree Medical	1012 · Bank of America Gen'l Ckg	
Bill	02/28/2017			Retiree Medical	60182.4 · Retiree Medical	23.62
TOTAL						23.62
Bill Pmt -Check	02/21/2017	19968	UNITED HEALTHCARE	0042800063	1012 · Bank of America Gen'l Ckg	
Bill	02/14/2017	0042800063		Dental Insurance Premium - March 2017	60182.2 · Dental & Vision Ins	749.75
TOTAL						749.75
Bill Pmt -Check	02/21/2017	19969	VERIZON WIRELESS	9779789637	1012 · Bank of America Gen'l Ckg	
Bill	02/15/2017	9779789637		Acct #470810953-00001	6022 · Telephone	367.50
				Equipment charges	6022 · Telephone	189.35
TOTAL						556.85
P13						
Bill Pmt -Check	02/21/2017	19970	BANK OF AMERICA	XXXX-XXXX-XXXX-9341	1012 · Bank of America Gen'l Ckg	
Bill	01/31/2017	XXXX-XXXX-XXXX-9341		Purchase supplies for field operations	6031.7 · Other Office Supplies	13.61
				Purchase supplies for field operations	6031.7 · Other Office Supplies	24.45
				Purchase miscellaneous office supplies	6031.7 · Other Office Supplies	244.90
				Purchase battery for power supply in IT room	6055 · Computer Hardware	101.51
				Purchase HR software	6054 · Computer Software	292.51
				Purchase spare battery for power supply	6055 · Computer Hardware	113.83
				Register office for seminars for one year	6192 · Seminars - General	877.52
				Purchase part to repair broken office chair	6031.7 · Other Office Supplies	44.57
				Reg.-Wilson/Gregory-attend Feb. 9, 2017 IAAP	6192 · Seminars - General	58.70
				Purchase miscellaneous office supplies	6031.7 · Other Office Supplies	355.79
				Airfare-Tellez-Foster-attend Feb. 6, 2017	6191 · Conferences - General	125.12
				Purchase miscellaneous office supplies	6031.7 · Other Office Supplies	61.32
				Lunch for mtg w/IEUA staff	8312 · Meeting Expenses	34.24
				Purchase miscellaneous office supplies	6031.7 · Other Office Supplies	11.94
				Purchase miscellaneous office supplies	6031.7 · Other Office Supplies	16.78
				Purchase replacement wall clocks for office	6031.7 · Other Office Supplies	63.33
				Purchase speakers for office computer	6031.7 · Other Office Supplies	14.74
				Purchase sign holders for office	6031.7 · Other Office Supplies	17.62
TOTAL						2,472.48

CHINO BASIN WATERMASTER
Cash Disbursements For The Month of
February 2017

Type	Date	Num	Name	Memo	Account	Paid Amount
General Journal	02/25/2017	02/25/2017	Payroll and Taxes for 02/12/17-02/25/17	Payroll and Taxes for 02/12/17-02/25/17	1012 · Bank of America Gen'l Ckg	
				Direct Deposits for 02/12/17-02/25/17	1012 · Bank of America Gen'l Ckg	23,879.51
				Payroll Taxes for 02/12/17-02/25/17	1012 · Bank of America Gen'l Ckg	8,334.12
			ICMA-RC	457(f) Employee Deductions for 02/12/17-02/25/17	1012 · Bank of America Gen'l Ckg	4,399.88
			ICMA-RC	401(a) Employee Deductions for 02/12/17-02/25/17	1012 · Bank of America Gen'l Ckg	1,205.96
TOTAL						37,819.47
General Journal	02/28/2017	02/28/2017	Wage Works FSA Direct Debits-February 2017	Wage Works FSA Direct Debits-February 2017	1012 · Bank of America Gen'l Ckg	
				Wage Works FSA Direct Debits-February 2017	1012 · Bank of America Gen'l Ckg	638.75
				Wage Works FSA Direct Debits-February 2017	1012 · Bank of America Gen'l Ckg	638.75
TOTAL						1,277.50
					Total Disbursements:	168,487.39

P14



CHINO BASIN WATERMASTER

9641 San Bernardino Road, Rancho Cucamonga, Ca 91730
Tel: 909.484.3888 Fax: 909.484.3890 www.cbwm.org

PETER KAVOUNAS, P.E.
General Manager

STAFF REPORT

DATE: April 20, 2017
TO: Advisory Committee Members
SUBJECT: VISA Check Detail Report - Financial Report B2 (February 28, 2017)

SUMMARY

Issue: Record of VISA credit card payment disbursed for the month of February 28, 2017.

Recommendation: Receive and file VISA Check Detail Report for February 28, 2017 as presented.

Financial Impact: Funds disbursed were included in the FY 2016/17 "Amended" Watermaster Budget.

Future Consideration

Advisory Committee – April 20, 2017: Receive and File

Watermaster Board – April 27, 2017: Receive and File (Normal Course of Business)

ACTIONS:

Appropriative Pool – April 13, 2017: Unanimously approved

Non-Agricultural Pool – April 13, 2017: Moved unanimously to receive and file, without approval

Agricultural Pool – April 13, 2017: Unanimously approved

Advisory Committee – April 20, 2017:

Watermaster Board – April 27, 2017:

BACKGROUND

A monthly VISA Check Detail report is provided to keep all members apprised of Watermaster expenditures charged against the General Manager and Chief Financial Officer's Bank of America VISA card.

DISCUSSION

The total cash disbursements during the month of February 2017 were \$2,472.48. The payment was processed in the amount of \$2,472.48 (by check number 19970 dated February 21, 2017). The monthly charges for February 2017 of \$2,472.48 were for routine and customary expenditures and properly documented with receipts.

ATTACHMENTS

1. Financial Report - B2

CHINO BASIN WATERMASTER
VISA Check Detail Report
February 2017

Type	Num	Date	Name	Memo	Account	Paid Amount
Bill Pmt -Check	02/21/2017	19970	BANK OF AMERICA	XXXX-XXXX-XXXX-9341	1012 · Bank of America Gen'l Ckg	
Bill	01/31/2017	XXXX-XXXX-XXXX-9341		Purchase supplies for field operations	6031.7 · Other Office Supplies	13.61
				Purchase supplies for field operations	6031.7 · Other Office Supplies	24.45
				Purchase miscellaneous office supplies	6031.7 · Other Office Supplies	244.90
				Purchase battery for power supply in IT room	6055 · Computer Hardware	101.51
				Purchase HR software	6054 · Computer Software	292.51
				Purchase spare battery for power supply	6055 · Computer Hardware	113.83
				Register office for seminars for one year	6192 · Seminars - General	877.52
				Purchase part to repair broken office chair	6031.7 · Other Office Supplies	44.57
				Reg.-Wilson/Gregory-attend Feb. 9, 2017 IAAP	6192 · Seminars - General	58.70
				Purchase miscellaneous office supplies	6031.7 · Other Office Supplies	355.79
				Airfare-Tellez-Foster-attend Feb. 6, 2017	6191 · Conferences - General	125.12
				Purchase miscellaneous office supplies	6031.7 · Other Office Supplies	61.32
				Lunch for mtg w/IEUA staff	8312 · Meeting Expenses	34.24
				Purchase miscellaneous office supplies	6031.7 · Other Office Supplies	11.94
				Purchase miscellaneous office supplies	6031.7 · Other Office Supplies	16.78
				Purchase replacement wall clocks for office	6031.7 · Other Office Supplies	63.33
				Purchase speakers for office computer	6031.7 · Other Office Supplies	14.74
				Purchase sign holders for office	6031.7 · Other Office Supplies	17.62
				Total Disbursements:		<u>2,472.48</u>

P17

THIS PAGE
HAS
INTENTIONALLY
BEEN LEFT
BLANK
FOR PAGINATION



CHINO BASIN WATERMASTER

9641 San Bernardino Road, Rancho Cucamonga, Ca 91730
Tel: 909.484.3888 Fax: 909.484.3890 www.cbwm.org

PETER KAVOUNAS, P.E.
General Manager

STAFF REPORT

DATE: April 20, 2017
TO: Advisory Committee Members
SUBJECT: Combining Schedule of Revenue, Expenses and Changes in Net Assets for the Period July 1, 2016 through February 28, 2017 - Financial Report B3 (February 28, 2017)

SUMMARY

Issue: Record of Revenue, Expenses and Changes in Net Assets for the Period July 1, 2016 through February 28, 2017.

Recommendation: Receive and file Combining Schedule of Revenue, Expenses and Changes in Net Assets for the Period July 1, 2016 through February 28, 2017 as presented.

Financial Impact: Funds disbursed were included in the FY 2016/17 "Amended" Watermaster Budget.

Future Consideration

Advisory Committee – April 20, 2017: Receive and File

Watermaster Board – April 27, 2017: Receive and File (Normal Course of Business)

ACTIONS:

Appropriative Pool – April 13, 2017: Unanimously approved

Non-Agricultural Pool – April 13, 2017: Moved unanimously to receive and file, without approval

Agricultural Pool – April 13, 2017: Unanimously approved

Advisory Committee – April 20, 2017:

Watermaster Board – April 27, 2017:

BACKGROUND

A Combining Schedule of Revenue, Expenses and Changes in Net Assets for the period July 1, 2016 through February 28, 2017 is provided to keep all members apprised of the FY 2016/17 cumulative Watermaster revenues, expenditures and changes in net assets for the period listed.

DISCUSSION

The Combining Schedule of Revenue, Expenses and Changes in Net Assets has been created from various financial reports and statements created from Intuit QuickBooks Enterprise Solutions 17.0, the Watermaster accounting system. The Combining Schedule provided balances to the supporting documentation in the Watermaster accounting system as presented.

ATTACHMENTS:

1. Financial Report - B3

CHINO BASIN WATERMASTER
COMBINING SCHEDULE OF REVENUE, EXPENSES AND CHANGES IN NET ASSETS
FOR THE PERIOD JULY 1, 2016 THROUGH FEBRUARY 28, 2017

Financial Report - B3

	WATERMASTER ADMINISTRATION	OPTIMUM BASIN MANAGEMENT	POOL ADMINISTRATION & SPECIAL PROJECTS			GROUNDWATER REPLENISHMENT	LAIF VALUE ADJ.	GASB 68 BEG. NET POSITION	GRAND TOTALS	AMENDED BUDGET 2016-2017
			APPROPRIATIVE POOL	AG POOL	NON-AG POOL					
Administrative Revenues:										
Administrative Assessments			10,059,406		255,682				10,315,088	10,314,656
Interest Revenue			20,859	1,560	216				22,635	19,890
Mutual Agency Project Revenue	159,631								159,631	158,923
Miscellaneous Income									-	0
Total Revenues	159,631	-	10,080,265	1,560	255,898	-	-	-	10,497,354	10,493,469
Administrative & Project Expenditures:										
Watermaster Administration	1,101,156								1,101,156	1,286,992
Watermaster Board-Advisory Committee	121,257								121,257	202,053
Ag Pool Misc. Expense - Ag Fund				546					546	400
Pool Administration			70,889	191,049	65,401				327,339	569,293
Optimum Basin Mgmt Administration		1,082,849							1,082,849	1,727,519
OBMP Project Costs		1,972,436							1,972,436	3,811,606
Debt Service		465,200							465,200	465,200
Basin Recharge Improvements		664,667							664,667	5,060,744
Total Administrative/OBMP Expenses	1,222,413	4,185,153	70,889	191,049	65,401	-	-	-	5,735,451	13,123,806
Net Administrative/OBMP Expenses	(1,062,782)	(4,185,153)								
Allocate Net Admin Expenses To Pools			799,747	232,765	30,270				-	
Allocate Net OBMP Expenses To Pools		3,055,285	2,299,111	669,153	87,020				-	
Allocate Debt Service to App Pool		465,200	465,200						-	
Allocate Basin Recharge to App Pool		664,667	664,667						-	
Agricultural Expense Transfer*			1,092,968	(1,092,968)					-	
Total Expenses	5,392,582	546	182,691	-	-	-	-	-	5,735,451	13,123,806
Net Administrative Income	4,687,683	1,014	73,207	-	-	-	-	-	4,761,904	(2,630,337)
Other Income/(Expense)										
Replenishment Water Assessments						858,227			858,227	0
Desalter Replenishment Obligation						116,635			116,635	0
Non-Ag Stored Water Purchases									-	0
Exhibit "G" Non-Ag Pool Water									-	0
Interest Revenue						5,762			5,762	0
MWD Water Purchases									-	0
Non-Ag Stored Water Purchases									-	0
Exhibit "G" Non-Ag Pool Water									-	0
MWD Water Purchases									-	0
Groundwater Replenishment						(2,471,040)			(2,471,040)	0
LAIF - Fair Market Value Adjustment									-	0
Other Post-Employment Benefits (OPEB)									-	0
Refund-Excess Reserves			(31,189)		(3,509)				(34,698)	0
Refund-Recharge Debt			(155,824)						(155,824)	0
SB 222 Funds Used			(153,744)		(4,507)				(158,251)	0
Net Other Income/(Expense)	(340,757)	-	(8,016)	(1,490,416)	-	-	-	-	(1,839,189)	0
Net Transfers To/(From) Reserves	2,922,715	4,346,926	1,014	65,191	(1,490,416)	-	-	-	2,922,715	(2,630,337)
Net Assets, July 1, 2016	7,493,337	483,176	79,969	2,465,056	3,308	(740,195)	9,784,651			
Net Assets, End of Period	11,840,263	484,190	145,160	974,640	3,308	(740,195)	12,707,366			12,707,366
15/16 Assessable Production			89,906.000	26,167.031	3,402.908				119,475.939	
15/16 Production Percentages			75.250%	21.902%	2.848%				100.000%	

*Fund balance transfer as agreed to in the Peace Agreement.

N:\Administration\Meetings - Agendas & Minutes\2017\Staff Letters\20170420 - B3 Combining Schedule_February 2017.xls\Jul2016-Feb2017

THIS PAGE
HAS
INTENTIONALLY
BEEN LEFT
BLANK
FOR PAGINATION



CHINO BASIN WATERMASTER

9641 San Bernardino Road, Rancho Cucamonga, Ca 91730
Tel: 909.484.3888 Fax: 909.484.3890 www.cbwm.org

PETER KAVOUNAS, P.E.
General Manager

STAFF REPORT

DATE: April 20, 2017

TO: Advisory Committee Members

SUBJECT: Treasurer's Report of Financial Affairs for the Period February 1, 2017 through February 28, 2017 - Financial Report B4 (February 28, 2017)

SUMMARY

Issue: Record of increases or decreases in the cash position, assets and liabilities of Watermaster for the Period of February 1, 2017 through February 28, 2017.

Recommendation: Receive and file Treasurer's Report of Financial Affairs for the Period February 1, 2017 through February 28, 2017 as presented.

Financial Impact: Funds disbursed were included in the FY 2016/17 "Amended" Watermaster Budget.

Future Consideration

Advisory Committee – April 20, 2017: Receive and File

Watermaster Board – April 27, 2017: Receive and File (Normal Course of Business)

ACTIONS:

Appropriative Pool – April 13, 2017: Unanimously approved

Non-Agricultural Pool – April 13, 2017: Moved unanimously to receive and file, without approval

Agricultural Pool – April 13, 2017: Unanimously approved

Advisory Committee – April 20, 2017:

Watermaster Board – April 27, 2017:

BACKGROUND

A Treasurer's Report of Financial Affairs for the Period February 1, 2017 through February 28, 2017 is provided to keep all members apprised of the total cash in banks (Bank of America, LAIF, and CalTRUST) and on hand at the Watermaster office (petty cash) at the end of the period stated. The Treasurer's Report details the change (increase or decrease) in the overall cash position of Watermaster, as well as the changes (increase or decrease) to the assets and liabilities section of the balance sheet. The report also provides a detailed listing of all deposits and/or withdrawals in the California State Treasurer's Local Agency Investment Fund (LAIF) and/or CalTRUST, the most current effective yield as of the last quarter, and the ending balance in LAIF as of the reporting date.

DISCUSSION

The Treasurer's Report of Financial Affairs has been created from various financial reports and statements created from Intuit QuickBooks Enterprise Solutions 17.0, the Watermaster accounting system. The Treasurer's Report provided, balances to the supporting documentation in the Watermaster accounting system, as well as the supporting bank statements.

ATTACHMENTS

1. Financial Report - B4

**CHINO BASIN WATERMASTER
TREASURER'S REPORT OF FINANCIAL AFFAIRS FOR THE PERIOD
FEBRUARY 1, 2017 THROUGH FEBRUARY 28, 2017**

Financial Report - B4

DEPOSITORIES:

Cash on Hand - Petty Cash			\$	500
Bank of America				
Governmental Checking-Demand Deposits	\$	427,825		
Zero Balance Account - Payroll	\$	-		427,825
Local Agency Investment Fund - Sacramento				14,641,582
TOTAL CASH IN BANKS AND ON HAND				\$ 15,069,907
TOTAL CASH IN BANKS AND ON HAND	2/28/2017			\$ 15,069,907
	1/31/2017			15,220,823
PERIOD INCREASE (DECREASE)				\$ (150,916)

CHANGE IN CASH POSITION DUE TO:

Decrease/(Increase) in Assets: Accounts Receivable			\$	6,638
Assessments Receivable				62
Prepaid Expenses, Deposits & Other Current Assets				1,330
(Decrease)/Increase in Liabilities: Accounts Payable				349,159
Accrued Payroll, Payroll Taxes & Other Current Liabilities				(9,357)
Long Term Liabilities				1,594
Transfer to/(from) Reserves				(500,343)
PERIOD INCREASE (DECREASE)				\$ (150,916)

SUMMARY OF FINANCIAL TRANSACTIONS:

	Petty Cash	Govt'l Checking Demand	Zero Balance Account Payroll	Local Agency Investment Funds	Totals
Balances as of 1/31/2017	\$ 500	\$ 78,741	\$ -	\$ 15,141,582	\$ 15,220,823
Deposits	-	517,571	-	-	517,571
Transfers	-	(147,088)	(121,040)	(500,000)	(768,127)
Withdrawals/Checks	-	(21,400)	121,040	-	99,640
	\$ 500	\$ 427,825	\$ -	\$ 14,641,582	\$ 15,069,907
PERIOD INCREASE OR (DECREASE)	\$ -	\$ 349,084	\$ -	\$ (500,000)	\$ (150,916)

P25

**CHINO BASIN WATERMASTER
TREASURER'S REPORT OF FINANCIAL AFFAIRS FOR THE PERIOD
FEBRUARY 1, 2017 THROUGH FEBRUARY 28, 2017**

Financial Report - B4

INVESTMENT TRANSACTIONS

Effective Date	Transaction	Depository	Activity	Redeemed	Days to Maturity	Interest Rate(*)	Maturity Yield
2/2/2017	Withdrawal		\$ (500,000)				
TOTAL INVESTMENT TRANSACTIONS			\$ (500,000)	-			

* The earnings rate for L.A.I.F. is a daily variable rate; 0.68% was the effective yield rate at the Quarter ended December 31, 2016.

**INVESTMENT STATUS
February 28, 2017**

<u>Financial Institution</u>	Principal Amount	Number of Days	Interest Rate	Maturity Date
Local Agency Investment Fund	\$ 14,641,582			
TOTAL INVESTMENTS	\$ 14,641,582			

Funds on hand are sufficient to meet all foreseen and planned Administrative and project expenditures during the next six months.

All investment transactions have been executed in accordance with the criteria stated in Chino Basin Watermaster's Investment Policy.

Respectfully submitted,



Joseph S. Joswiak
Chief Financial Officer
Chino Basin Watermaster

P26



CHINO BASIN WATERMASTER

9641 San Bernardino Road, Rancho Cucamonga, Ca 91730
Tel: 909.484.3888 Fax: 909.484.3890 www.cbwm.org

PETER KAVOUNAS, P.E.
General Manager

STAFF REPORT

DATE: April 20, 2017
TO: Advisory Committee Members
SUBJECT: Budget vs. Actual Report for the Period July 1, 2016 through February 28, 2017 -
Financial Report B5 (February 28, 2017)

SUMMARY

Issue: Record of revenues and expenses of Watermaster for the Period of July 1, 2016 through February 28, 2017.

Recommendation: Receive and file Budget vs. Actual Report for the Period July 1, 2016 through February 28, 2017 as presented.

Financial Impact: Funds disbursed were included in the FY 2016/17 "Amended" Watermaster Budget.

Future Consideration

Advisory Committee – April 20, 2017: Receive and File

Watermaster Board – April 27, 2017: Receive and File (Normal Course of Business)

ACTIONS:

Appropriative Pool – April 13, 2017: Unanimously approved

Non-Agricultural Pool – April 13, 2017: Moved unanimously to receive and file, without approval

Agricultural Pool – April 13, 2017: Unanimously approved

Advisory Committee – April 20, 2017:

Watermaster Board – April 27, 2017:

BACKGROUND

A Budget vs. Actual Report for the period July 1, 2016 through February 28, 2017 is provided to keep all members apprised of the total revenues and expenses for the current fiscal year. The expense section is categorized into four distinct sections. Those sections are: General and Administrative Expenses; Optimum Basin Management Program Expenses; Project Expenses; and Other Income/Expenses. The Budget vs. Actual report has been created from Intuit QuickBooks Enterprise Solutions 17.0, the Watermaster accounting system. The Budget vs. Actual report provided, balances to the supporting documentation in the Watermaster accounting system, as well as the supporting bank statements.

DISCUSSION

CURRENT MONTH – FEBRUARY 2017

Year-To-Date (YTD) for the eight months ending February 28, 2017, all but four categories were at or below the projected budget. The categories over budget were as follows: (1) Administration Salary/Benefits expenses (6010's) which were over budget by \$29,102 or 4.5% as a result of increased staff time and activities in the administrative functions. Please note that the overage is only in the administrative section, not with the entire consolidated staffing budget; (2) Contract Services expenses (6060's) which were over budget by \$1,868 or 6.0% as a result of a new category of expenses which were unbudgeted and not projected/anticipated during the development of the FY 2016/17 budget. These expenses were the Court Filing Services which were required as of September 2016 when the court moved from Rancho Cucamonga to San Bernardino; (3) Watermaster Legal Services expenses (6070's) which were over budget by \$74,429 or 51.2% as a result of ongoing Personnel Matters regarding the CalPERS Administrative Hearing for Mr. Alvarez and increased miscellaneous legal expenses; and (4) Ag Legal & Technical Services expenses (8467's) which were over budget by \$14,310 or 10.5% as a result of ongoing Safe Yield Redetermination and Reset efforts, Storage Agreements, and other legal activities.

The Watermaster budget for FY 2016/17 is divided into 12-monthly amounts and allocated accordingly for almost all budget line items. As the fiscal year progresses, these categories might level out over time and be within the budget levels. If not, then Watermaster staff will recommend a Budget Transfer Form or Budget Amendment Form for approval prior to the June 30, 2017 financial closing.

Overall, the Watermaster (YTD) Actual Expenses were \$3,990,103 or 41.0% below the (YTD) Budgeted Expenses of \$9,725,553.

PREVIOUSLY REPORTED ACTIONS (Descending Order)

August 2016:

The Amended Budget for FY 2016/17 is \$13,123,806.45 which includes \$2,630,337.45 for the prior years "Carry Over" funding. The Original Approved budget for FY 2016/17 of \$10,493,469 was approved by the Watermaster Board on May 26, 2016 ($\$10,493,469 + \$2,630,337.45 = \$13,123,806.45$).

July 2016:

During the month of July 2016, the "Carry Over" funding was calculated. The Total "Carry Over" funding amount of \$2,630,337.45 has been posted to the general ledger accounts. The total amount of \$2,630,337.45 consisted of \$2,264,522.96 from Capital Improvement Projects, \$326,577 from Engineering Services, \$29,285.99 from Chino Hills ASR, and \$9,951.50 from the Administrative section for the ongoing completion of the 37th Annual Report for Fiscal Year 2013/14 and the 38th Annual Report for Fiscal Year 2014/15. More detailed information is provided regarding this issue under the "Carry Over" Funding section.

SALARIES EXPENSE

CURRENT MONTH – FEBRUARY 2017

As of February 28, 2017, the total (YTD) Watermaster salary expenses were \$83,713 or 7.5% below the (YTD) budgeted amount of \$1,123,565. The overall staffing budget was developed with a staffing level of ten Full-Time Equivalents (FTE's), and staffing is currently at nine Full-Time Equivalents (FTE's). The position of Water Resources Associate remains vacant and could be recruited for in the future as the work demands increase.

Watermaster utilizes an in-house database time and attendance system to track and record staff's actual hours worked and records those hours to a specific project or activity. This time and attendance database of captured staff hours and activities is the basis for the bi-weekly payrolls which are processed using an external payroll processing service. Watermaster staff can record time to a large number of activities but the five most used categories are as follows (1) General Administrative activities; (2) Paid Leaves of vacation, sick or holiday; (3) Pools, Advisory or Board Meeting attendance; (4) OBMP activities; and (5) OBMP Implementation Program Elements 1 through 9 activities.

When the FY 2016/17 budget was developed, basic assumptions were used in allocating how staff's time would be spent and on which of the projects or activities. The staffing dollars were then allocated into those specific areas and budgeted on a 1/12 monthly budget. When actual staffing activities vary from the budgeted assumptions, a positive or negative variance can be created. Currently, the allocations are tracking within budget.

The table summarizes the Year-To-Date (YTD) Actual Watermaster salary costs compared to the Year-To-Date (YTD) Budget as of February 28, 2017. Please be advised that the "\$ Over Budget" and the "% of Budget" columns are a comparison of the (YTD) Actual to the (YTD) Budget, not the 12-month Annual Budget. The 12-month Annual Budget column is presented only to provide the data in a full and complete format. The following details are provided:

	Jul '16 - Feb '17 Actual	Jul '16 - Feb '17 Budget	\$ Over Budget	% of Budget	FY 2016/17 Annual Budget
WM Salary Expense					
6011 · WM Staff Salaries	605,518.09	611,043.00	-5,524.91	99.1%	918,331.00
6011.1 · WM Staff Salaries - Overtime	9,824.53	0.00	9,824.53	100.0%	0.00
6011.4 · 457(f) NQDC Plan	14,914.99	13,867.00	1,047.99	107.56%	20,800.00
6015 · Miscellaneous Payments	60,188.76	0.00	60,188.76	100.0%	0.00
6017 · Temporary Services	0.00	14,000.00	-14,000.00	0.0%	21,000.00
6201 · Advisory Committee - WM Staff Salaries	13,395.46	15,384.00	-1,988.54	87.07%	23,119.00
6301 · Watermaster Board - WM Staff Salaries	20,085.14	23,655.00	-3,569.86	84.91%	35,551.00
8301 · Appropriative Pool - WM Staff Salaries	24,292.92	21,269.00	3,023.92	114.22%	31,965.00
8401 · Agricultural Pool - WM Staff Salaries	12,194.55	18,714.00	-6,519.45	65.16%	28,126.00
8501 · Non-Agricultural Pool - WM Staff Salaries	10,785.16	12,112.00	-1,326.84	89.05%	18,202.00
6901 · OBMP - WM Staff Salaries	36,189.41	33,306.00	2,883.41	108.66%	50,114.00
7101.1 · Production Monitor - WM Staff Salaries	31,602.30	53,683.00	-22,080.70	58.87%	80,622.00
7102.1 · In-line Meter - WM Staff Salaries	764.23	6,248.00	-5,483.77	12.23%	9,389.00
7103.1 · Grdwater Quality - WM Staff Salaries	28,298.36	58,285.00	-29,986.64	48.55%	87,527.00
7104.1 · Grdwater Level - WM Staff Salaries	39,312.53	24,618.00	14,694.53	159.69%	36,999.00
7108.1 · Hydraulic Control - WM Staff Salaries	0.00	2,099.00	-2,099.00	0.0%	3,155.00
7108.11 · Prado Basin - WM Staff Salaries	2,148.96	3,949.00	-1,800.04	54.42%	5,936.00
7201 · Comp Recharge - WM Staff Salaries	31,104.95	34,629.00	-3,524.05	89.82%	58,533.00
7301 · PE3&5 - WM Staff Salaries	0.00	10,308.00	-10,308.00	0.0%	15,492.00
7401 · PE4 - WM Staff Salaries	436.71	6,271.00	-5,834.29	6.96%	9,425.00
7501.1 · PE 6&7 - WM Staff Salaries (Plume)	0.00	3,310.00	-3,310.00	0.0%	4,974.00
7501 · PE6&7 - WM Staff Salaries	0.00	2,993.00	-2,993.00	0.0%	4,498.00
7601 · PE8&9 - WM Staff Salaries	7,167.65	30,668.00	-23,500.35	23.37%	46,090.00
Subtotal WM Staff Costs	948,224.70	1,000,411.00	-52,186.30	94.78%	1,509,848.00
60185 · Vacation	30,929.32	46,075.00	-15,145.68	67.13%	69,111.00
60186 · Sick Leave	15,186.10	32,454.00	-17,267.90	46.79%	48,682.00
60187 · Holidays	45,512.33	44,625.00	887.33	101.99%	48,682.00
Subtotal WM Paid Leaves	91,627.75	123,154.00	-31,526.25	74.4%	166,475.00
Total WM Salary Costs	1,039,852.45	1,123,565.00	-83,712.55	92.55%	1,676,323.00

PREVIOUSLY REPORTED ACTIONS (Descending Order)

November 2016:

The Sr. Environmental Engineer started his career with Watermaster on Tuesday, November 8, 2016. For more background information on the current Watermaster staff, please see the profile material provided on the Watermaster website: http://www.cbwm.org/org_staff.htm

September 2016:

The ongoing search for the new Water Resources Professional continued with the understanding that Watermaster is a small organization, and very important to ensure that the new team member not only have the right skills and abilities to succeed, but also critical to ensure the employee has the right personality, cultural fit, and understands the unique challenges of working within a small organization. Watermaster conducted three interviews for the Water Resources Professional during October 11, 2016 and October 20, 2016. The General Manager has issued an offer letter and the offer letter has been accepted by one of the candidates. The offer is contingent upon clearing a criminal and civil background investigation, educational verification, verification of employment eligibility in the United States, as well as successfully passing a pre-employment physical examination and drug screening. These verifications are currently ongoing and expected to be completed by October 31, 2016. The new employee is scheduled to start with Watermaster on Tuesday, November 8, 2016.

With the new hire, the staffing level will increase from eight to nine FTE's. As mentioned above, the Watermaster FY 2016/17 staffing budget was developed and approved with ten FTE's.

August 2016:

Watermaster is currently in the process of filling one vacant position. Watermaster started the recruitment process for the Water Resources Professional position on March 16, 2016. After several candidates completed the interview process during the month of May, it was determined that a new recruitment process should begin. An updated recruitment advertisement was submitted to Brown & Caldwell and Water District Jobs on June 27, 2016. A group of new candidates were selected and scheduled for interviews between August 22, 2016 and September 1, 2016. Because Watermaster is a small organization, it is very important to ensure that the new team member not only has the right skills and abilities to succeed, it is also critical to ensure the employee has the right personality, cultural fit, and understands the challenges of working within a small organization. While some of the candidates had the experience and qualifications for the job description, the culture and personality fit was not a good match for Watermaster. As a result, the recruitment advertisement was resubmitted to Brown & Caldwell and Water District Jobs on September 19, 2016. Watermaster is reviewing all resumes as they are received for consideration. It is anticipated that the recruitment process could take an additional 45-60 days to complete the selection process, background verification, and hire the Water Resources professional.

July 2016:

Watermaster is currently in the process of filling one vacant position. Watermaster started the recruitment process for the Water Resources Professional position on March 16, 2016. After several candidates completed the interview process during the month of May, it was determined that a new recruitment process should begin. An updated recruitment advertisement was submitted to Brown & Caldwell and Water District Jobs on June 27, 2016. A group of new candidates have been selected and scheduled for interviews between August 22, 2016 and September 1, 2016. It is anticipated that the recruitment process could take an additional 30-45 days to complete the selection process, background verification, and hire the Water Resources professional.

LEGAL SERVICES

BROWNSTEIN HYATT FARBER SCHRECK EXPENSES

CURRENT MONTH – FEBRUARY 2017

As of February 28, 2017, the total (YTD) Watermaster Legal Services expenses (consolidating the three categories of Watermaster Administrative Legal Services, Pool/Advisory/Board Meeting legal expenses, and OBMP legal expenses) were \$37,279 or 6.3% above the (YTD) budgeted amount of \$590,874.

The Watermaster Legal Services budget was developed jointly by the Watermaster staff and Brownstein Hyatt Farber Schreck staff with specific assumptions regarding the tasks and legal activities that would occur during FY 2016/17. The total legal services budget was developed by multiplying the number of hours that would be required to complete the specific tasks by the hourly rate. The "Approved" budget amount was adopted for the amount of \$871,426.

WATERMASTER ADMINISTRATIVE LEGAL SERVICES:

Overall, the Watermaster Administrative Legal Services expense (6070's) as of February 28, 2017, was \$74,429 or 51.2% above the budgeted amount of \$145,473. The specific items within the Administrative Legal Services expenses (6070's) which were under budget were the expenses for Court Coordination (6071) under budget by \$17,978 or 65.9%; Annotated Judgment (6072) under budget by \$14,141 or 70.4%; Interagency Issues (6074) under budget by \$20,400 or 100.0%; and Party Status Maintenance (6077) under budget by \$19,132 or 100.0%. The specific items within the Administrative Legal Services expenses (6070's) which were over budget were the Personnel Matters (6073) over budget by \$59,003 or 168.6% as a direct result of ongoing legal activities related to the administrative hearing with CalPERS regarding the Alvarez issue; and the Miscellaneous Category expenses (6078) over budget by \$87,077 or 369.5%.

Personnel Matters: As reported during the previous monthly meetings, Watermaster's legal counsel filed an appeal with CalPERS regarding CalPERS original determination (from February 2013) which rejected the base salary of the former CEO, Desi Alvarez, with regards to his retirement pension benefit. There have been several filings of appeal and we are awaiting CalPERS determination. On December 9, 2013 CalPERS notified the attorneys of record that the CalPERS Legal Office received the case on November 22, 2013 and we would be notified when the case has been assigned to an attorney who will represent CalPERS regarding the appeal. On February 27, 2014 the case was assigned to Wesley E. Kennedy, Senior Staff Attorney for CalPERS. On July 17, 2014 a document request from CalPERS was received by Watermaster related to the pending case. On August 22, 2014 the specific documents were provided to CalPERS. On September 9, 2014 Watermaster received the Notice of Hearing from CalPERS and the hearing has been scheduled for March 11-13, 2015 at the Glendale CalPERS Regional office. On October 1, 2014 Watermaster received from CalPERS a discovery request for Case No. 2013-1113. On December 31, 2014 Brownstein Hyatt Farber Schreck provided the information to Mr. Kennedy of CalPERS as requested on October 1, 2014. On January 16, 2015 a Prehearing conference along with a Settlement conference was conducted in Los Angeles. On March 2, 2015 a Motion to Continue was granted and the new Administrative Hearing (OAH Case No. 2014080757) was scheduled for November 16-18, 2015 at the Glendale CalPERS Regional Office. On September 28, 2015 the attorney for Mr. Alvarez (Mr. Jensen), at the suggestion of Mr. Kennedy, requested a short continuance of the OAH hearing because CalPERS has scheduled a full Board hearing on the claims of one of Mr. Jensen's clients for January 14, 2016 which is right in the middle of the three-day hearing scheduled for Mr. Alvarez's case. On October 9, 2015, an Order Granting Continuance; Notice of New Hearing Dates was provided by the State of California, Department of General Services, Office of Administrative Hearings. The administrative hearing was rescheduled for January 4-6, 2016 at the Glendale CalPERS Regional Office. On October 14, 2015 a Notice of Case Reassignment was received from the CalPERS providing notice that OAH Case No. 2014080757 has been reassigned from attorney Wesley Kennedy to Preet Kaur, Staff Attorney. On November 20, 2015, a Request for Continuance was issued from CalPERS to reschedule the hearing to either the period of April 4 through April 6, 2016 or April 11 through April 15, 2016. On December 11, 2015, an Order Granting Continuance; Notice of New Hearing Dates was issued from the State of California, Department of General Services, Office of Administrative Hearings to reschedule the hearing to April 11-13, 2016. The Administrative Hearing was held on April 11-13, 2016 at the Glendale CalPERS Regional Office. A ruling was scheduled for issuance by the Administrative Judge in July 2016. On June 9, 2016 a request by the CalPERS attorney to extend the deadlines for filing the opening and response briefs was submitted to the Administrative Law Judge. On June 13, 2016 the request was granted and the order now states the opening briefs shall be filed and served no later than

July 11, 2016. The response briefs were filed and served no later than August 8, 2016. On September 7, 2016 the Administrative Law Judge issued his proposed decision. The proposed decision by Judge Sawyer was as follows:

1. Concluded that Mr. Alvarez's Watermaster salary did not meet the requirements of a "publicly available pay schedule"
2. Concluded that Mr. Alvarez was employed and should receive service credit for his full year at Watermaster

On November 16, 2016, the CalPERS Board of Administration decided not to adopt the Administrative Law Judge's proposed decision in the Alvarez matter and instead set the matter for a Board hearing. This was pursuant to the recommendation of Board counsel, and there was no discussion as to the rationale nor any comments from Board members. For context, however, this was the only proposed ALJ decision out of the 30 on the Board's agenda that was set for hearing rather than adopted as proposed.

The Board considered 1) whether Mr. Alvarez's salary was pursuant to a "publicly available pay schedule," 2) whether a portion of Mr. Alvarez's salary constituted severance pay, and 3) whether that severance pay was "PERSible."

The hearing was scheduled for the Board of Administration's regular meeting on December 21, 2016 at 9:00 a.m. Pursuant to CalPERS rules, the respondents were collectively allowed a 10-minute oral argument and 5-minute rebuttal, and Watermaster and Alvarez would need to share this time. Counsel had an opportunity to submit a brief written argument along the lines of what was previously submitted for the last Board of Administration meeting. This document was due Friday, December 9, 2016.

During the Board of Administration meeting on December 21, 2016 the CalPERS Board ruled 1) Mr. Alvarez's salary was not pursuant to a "publicly available pay schedule," 2) a portion of Mr. Alvarez's salary did constitute severance pay, and 3) that severance pay was not "PERSible."

Mr. Alvarez had until February 16, 2017 to decide whether or not to file a writ petition appealing the CALPERS' decision. No writ was filed.

WATERMASTER POOLS, ADVISORY AND BOARD LEGAL SERVICES:

The Pools, Advisory Committee and the Board meeting legal expenses from BHFS are captured by month within the accounts (6275, 6375, 6375.1, 8375, 8475 and 8575). The legal service costs associated with the Board Workshop(s) are also included as part of this group. Overall, this category of legal expenses as of February 28, 2017 was \$14,633 or 11.6% below the budgeted amount of \$125,753. Normal Brownstein Hyatt Farber Schreck meeting attendance during any given month includes attendance at all three pool meetings, one Advisory Committee meeting and one Board meeting. The Watermaster parties agreed that during the month of December 2016, the three Pools, the Advisory Committee and the Watermaster Board meetings would not be held, adding additional cost savings to this category.

OBMP LEGAL SERVICES:

The OBMP legal expenses (accounts 6907.31 through 6907.90) were below the budget for the month. As of February 28, 2017 the category of OBMP legal expenses were \$22,518 or 7.0% below the budgeted amount of \$319,648. The majority of expenses within this OBMP category were under budget (YTD), however, the Santa Ana River Habitat legal expenses (6907.36) were over budget by \$16,337 or 100.0%; the Storage Agreement legal expenses (6907.40) were over budget by \$3,708 or 5.1%; the Prado Basin Habitat Sustainability legal expenses (6907.41) were over budget by \$2,827 or 29.6%; and the Safe Yield Redetermination and Reset legal expenses (6907.42) were over budget by \$93,595 or 204.7%.

The table listed below summarizes the Brownstein Hyatt Farber Schreck (BHFS) expenses as of February 28, 2017 compared to the Year-To-Date (YTD) budget. Please be advised that the "\$ Over Budget" and the "% of Budget" columns are a comparison of the (YTD) Actual to the (YTD) Budget, not

the 12-month Annual Budget. The 12-month Annual Budget column is presented only to provide the data in a full and complete format. The following details are provided:

	Jul '16 - Feb '17 Actual	Jul '16 - Feb '17 Budget	\$ Over Budget	% of Budget	FY 2016/17 Annual Budget
6070 · Watermaster Legal Services					
6071 · BHFS Legal - Court Coordination	9,322.09	27,300.00	-17,977.91	34.15%	40,950.00
6072 · BHFS Legal - Annotated Judgment	5,934.48	20,075.00	-14,140.52	29.56%	30,113.00
6073 · BHFS Legal - Personnel Matters	94,002.76	35,000.00	59,002.76	268.58%	35,000.00
6074 · BHFS Legal - Interagency Issues	0.00	20,400.00	-20,400.00	0.0%	30,600.00
6076 · BHFS Legal - Storage Issues	0.00	0.00	0.00	0.0%	0.00
6077 · BHFS Legal - Party Status Maintenance	0.00	19,132.00	-19,132.00	0.0%	28,700.00
6078 · BHFS Legal - Miscellaneous (Note 1)	110,643.14	23,566.00	87,077.14	469.5%	35,350.00
Total 6070 · Watermaster Legal Services	219,902.47	145,473.00	74,429.47	151.16%	200,713.00
6275 · BHFS Legal - Advisory Committee	9,872.83	11,900.00	-2,027.17	82.97%	18,700.00
6375 · BHFS Legal - Board Meeting	37,002.46	49,140.00	-12,137.54	75.3%	77,220.00
6375.1 · BHFS Legal - Board Workshop(s)	23,108.76	11,163.00	11,945.76	207.01%	11,163.00
8375 · BHFS Legal - Appropriative Pool	13,439.96	17,850.00	-4,410.04	75.29%	28,050.00
8475 · BHFS Legal - Agricultural Pool	14,612.96	17,850.00	-3,237.04	81.87%	28,050.00
8575 · BHFS Legal - Non-Ag Pool	13,082.98	17,850.00	-4,767.02	73.29%	28,050.00
Total BHFS Legal Services	111,119.95	125,753.00	-14,633.05	88.36%	191,233.00
6907.3 · WM Legal Counsel					
6907.31 · Archibald South Plume	0.00	16,332.00	-16,332.00	0.0%	24,500.00
6907.32 · Chino Airport Plume	0.00	16,332.00	-16,332.00	0.0%	24,500.00
6907.33 · Desalter/Hydraulic Control	0.00	19,132.00	-19,132.00	0.0%	28,700.00
6907.34 · Santa Ana River Water Rights	8,095.80	16,868.00	-8,772.20	48.0%	25,300.00
6907.36 · Santa Ana River Habitat	16,336.60	0.00	16,336.60	100.0%	0.00
6907.38 · Reg. Water Quality Cntrl Board	0.00	9,566.00	-9,566.00	0.0%	14,350.00
6907.39 · Recharge Master Plan	14,676.75	37,600.00	-22,923.25	39.03%	56,400.00
6907.40 · Storage Agreements	75,828.16	72,120.00	3,708.16	105.14%	108,180.00
6907.41 · Prado Basin Habitat Sustainability	12,393.21	9,566.00	2,827.21	129.56%	14,350.00
6907.42 · Safe Yield Recalculation	139,326.60	45,732.00	93,594.60	304.66%	68,600.00
6907.44 · SGMA Compliance	30,473.11	56,732.00	-26,258.89	53.71%	85,100.00
6907.90 · WM Legal Counsel - Unanticipated	0.00	19,668.00	-19,668.00	0.0%	29,500.00
Total 6907 · WM Legal Counsel	297,130.23	319,648.00	-22,517.77	92.96%	479,480.00
Total Brownstein, Hyatt, Farber, Schreck Costs	628,152.65	590,874.00	37,278.65	106.31%	871,426.00

Note 1: The types of legal activities that have been charged against the "Miscellaneous" legal category account 6078 are as follows: (1) Correspondence and discussions with Watermaster staff regarding current issues/topics; (2) Correspondence with Watermaster staff regarding special projects (assessment package, replenishment obligations, annual report, audit report, business plan, etc.); (3) Brownstein's status review of ongoing Watermaster projects and issues; (4) Brownstein's update of the outstanding issues list; (5) Coordination of ongoing Watermaster projects; (6) Review of draft documents; (7) Review transfer documents; (8) Ground-Level Monitoring Committee reports/meetings; (9) Review process and criteria for SGMA reporting; (10) Review current California issued drought regulations; (11) Review and comment on Waters of the United States rule making; (12) Review and draft documents for basin boundary regulations; (13) September 13, 2016 Workshop on Watermaster committees and Board roles; (14) Chino Basin water bank discussions; and (15) Miscellaneous legal research on current and pending issues.

OBMP ENGINEERING SERVICES AND LEGAL COSTS

CURRENT MONTH – FEBRUARY 2017

Reviewing in total the OBMP Engineering Services and Legal Costs (consolidating the four categories of OBMP Watermaster Staff and SAWPA, OBMP Engineering Services, OBMP Legal Costs, and OBMP Other Expenses) for the eight months ending February 28, 2017, the actual expenses of \$1,060,861 were below the budgeted amount of \$1,107,763 by \$46,902 or 4.2%. For a detailed discussion, the following is provided.

For February 28, 2017, the accounts 6901-6903 (Optimum Basin Mgmt Program) section was above the Year-To-Date (YTD) budget by \$7,798 or 16.7%. Watermaster utilizes an in-house database time and

attendance system to record and document staff's actual hours worked and also allocates those hours to a specific project or activity. Watermaster staff time could be charged to Administrative, OBMP, or Implementation Project categories. Recently, Watermaster staff spent slightly more time on specific OBMP related areas and less time on other related tasks. As a result, Watermaster staff allocated more actual time to the OBMP project as budgeted, which resulted in an over budget variance of \$2,883 or 8.7%. The remaining expense was the Santa Ana Watershed Project Authority (SAWPA) FY 2016/17 Basin Monitoring Program Task Force Contribution which was budgeted at \$13,500 but actual expenses were billed at \$18,415 which was above the budget by \$4,915 or 36.4% as of February 28, 2017.

For February 28, 2017, the accounts 6906 (Optimum Basin Mgmt Program Engineering Services) section was below the Year-To-Date (YTD) budget by \$28,188 or 3.9%. For FY 2016/17, the OBMP-Safe Yield Redetermination and Reset expenses (6906.73) did not have a budget amount authorized and for the month of February, there were no expenses charged to the OBMP-Safe Yield Redetermination and Reset account. The majority of expenses within this OBMP category were under budget (YTD), however, the accounts which were over budget were as follows: the OBMP-Watermaster Model Update expenses (6906.1) which were over budget by \$119,332 or 101.4%; the SGMA Reporting Requirement expenses (6906.23) which were over budget by \$3,915 or 20.9%; the OBMP-Pool, Advisory, Board Meeting Engineering Services expenses (6906.31) which were over budget by \$6,669 or 10.4%; the OBMP-Other General Meetings Engineering Services expenses (6906.32) which were over budget by \$39,668 or 165.1%; the OBMP-Data Requests-CBWM Staff Engineering Services expenses (6906.71) which were over budget by \$80,633 or 132.7%; the OBMP-Data Requests-Non Watermaster Staff expenses (6906.72) which were over budget by \$1,566 or 7.5%; and the Preparation of the 38th/39th Annual Reports which were over budget by \$15,780 or 39.7%.

Within the category 6907 (Optimum Basin Mgmt Program Legal Fees) are the remaining Brownstein Hyatt Farber Schreck (BHFS) Watermaster's legal expenses. Within the legal expense category, some individual line item activities were above the budget by \$116,467 while some other line item activities were below the budget by \$138,985. Above the budget line items were the Santa Ana River Habitat expenses of \$16,337; the Storage Agreement expenses of \$3,708; Prado Basin Habitat Sustainability expenses of \$2,827; and the Safe Yield Redetermination and Reset expenses of \$93,595. The individual legal projects/activities that were below budget for the Year-To-Date (YTD) period were the Archibald South Plume of \$16,332; the Chino Airport Plume of \$16,332; the Desalter/Hydraulic Control of \$19,132; the Santa Ana River Water Rights expenses of \$8,772; the Regional Water Quality Control Board of \$9,566; the Recharge Master Plan of \$22,923; the SGMA Compliance of \$26,259; and the WM Unanticipated legal expenses of \$19,668. For the eight months ended February 28, 2017, the overall cumulative (YTD) budget was \$319,648 and the actual (BHFS) legal expenses totaled \$297,130 which resulted in an under budget variance of \$22,518 or 7.0%.

The OBMP Other Expenses (6909's) were below the budget for the month. These expenses are typically conference calls, meeting expenses, supplies, annual inspection fees, and other miscellaneous type expenses. As of February 28, 2017 this category of expenses was \$3,994 or 41.3% below the budgeted amount of \$9,668.

The WEI Support for IEUA expenses are categorized within the category (6910's). The individual general ledger accounts are as follows: IRP Groundwater Modeling-WEI expenses (6910.10); As Needed Support for Obtaining Grant Funding of RMPU Projects expenses (6910.11); Preparation of a Compliance Demonstration for Stormwater Recharge expenses (6910.12); Ground Water Velocity Field for the San Sevaine Improvement Project expenses (6910.13); Truing-Up the 2013 RMPU Estimates expenses (6910.14); and RMPU-MPI Analysis expenses (6910.20). These expenses are billed directly to IEUA on the following month once the payment has been issued to Wildermuth Environmental, Inc. per the agreement. As of February 28, 2017 this category of expenses was fully invoiced in the amount of \$190,392 to IEUA.

Overall, the Optimum Basin Management Program (OBMP) category was \$1,060,861 compared to a (YTD) budget of \$1,107,763 for an under budget of \$46,902 or 4.2% as of February 28, 2017.

The table listed below summarizes the Optimum Basin Management Program (OBMP) expenses as of February 28, 2017 compared to the Year-To-Date (YTD) budget. Please be advised that the "\$ Over Budget" and the "% of Budget" columns are a comparison of the (YTD) Actual to the (YTD) Budget, not the 12-month Annual Budget. The 12-month Annual Budget column is presented only to provide the data in a full and complete format. The following details are provided:

	Jul '16 - Feb '17 Actual	Jul '16 - Feb '17 Budget	\$ Over Budget	% of Budget	FY 2016/17 Annual Budget
6900 · Optimum Basin Mgmt Plan					
6901 · WM Staff Salaries	36,189.41	33,306.00	2,883.41	108.66%	50,114.00
6903 · OBMP SAWPA Group	18,415.00	13,500.00	4,915.00	136.41%	13,500.00
Total 6901-6903 · OBMP WM Staff/SAWPA	54,604.41	46,806.00	7,798.41	116.66%	63,614.00
6906 · OBMP Engineering Services					
6906.1 · OBMP - Watermaster Model Update	236,972.00	117,640.00	119,332.00	201.44%	176,460.00
6906.21 · State of the Basin Report	23,485.70	66,668.00	-43,182.30	35.23%	100,000.00
6906.22 · Water Rights Compliance Reporting	10,599.60	16,872.00	-6,272.40	62.82%	25,308.00
6906.23 · SGMA Reporting Requirements	22,606.88	18,692.00	3,914.88	120.94%	28,040.00
6906.24 · Compliance - SB88 and SWRCB	33,143.41	50,000.00	-16,856.59	66.29%	75,000.00
6906.25 · Initial Assessment - Section 4.5-SYRA	0.00	142,492.00	-142,492.00	0.0%	213,740.00
6906.31 · OBMP - Pool, Advisory, Board Mtgs.	70,744.63	64,076.00	6,668.63	110.41%	96,114.00
6906.32 · OBMP - Other General Meetings	63,696.51	24,029.00	39,667.51	265.08%	36,045.00
6906.71 · OBMP - Data Requests - CBWM Staff	141,404.58	60,772.00	80,632.58	232.68%	91,156.00
6906.72 · OBMP - Data Requests - Non CBWM	22,465.55	20,900.00	1,565.55	107.49%	31,348.00
6906.73 · OBMP - Safe Yield Recalculation	0.00	0.00	0.00	0.0%	0.00
6906.74 · OBMP - Mat'l Phy. Injury Requests	6,058.65	46,668.00	-40,609.35	12.98%	70,000.00
6906.75 · OBMP - Recharge Master Plan	0.00	0.00	0.00	0.0%	0.00
6906.81 · Prepare 38th/39th Annual Reports	55,572.13	39,792.00	15,780.13	139.66%	59,688.00
6906.82 · Support for Assessment Package	0.00	44,000.00	-44,000.00	0.0%	66,000.00
6906 · OBMP Engineering Services - Other	16,703.20	19,040.00	-2,336.80	87.73%	28,560.00
Total 6906 · OBMP Engineering Services	703,452.84	731,641.00	-28,188.16	96.15%	1,097,459.00
6907 · OBMP Legal Fees					
6907.3 · WM Legal Counsel					
6907.31 · Archibald South Plume	0.00	16,332.00	-16,332.00	0.0%	24,500.00
6907.32 · Chino Airport Plume	0.00	16,332.00	-16,332.00	0.0%	24,500.00
6907.33 · Desalter/Hydraulic Control	0.00	19,132.00	-19,132.00	0.0%	28,700.00
6907.34 · Santa Ana River Water Rights	8,095.80	16,868.00	-8,772.20	48.0%	25,300.00
6907.36 · Santa Ana River Habitat	16,336.60	0.00	16,336.60	100.0%	0.00
6907.38 · Reg. Water Quality Cntrl Board	0.00	9,566.00	-9,566.00	0.0%	14,350.00
6907.39 · Recharge Master Plan	14,676.75	37,600.00	-22,923.25	39.03%	56,400.00
6907.40 · Storage Agreements	75,828.16	72,120.00	3,708.16	105.14%	108,180.00
6907.41 · Prado Basin Habitat Sustainability	12,393.21	9,566.00	2,827.21	129.56%	14,350.00
6907.42 · Safe Yield Recalculation	139,326.60	45,732.00	93,594.60	304.66%	68,600.00
6907.44 · SGMA Compliance	30,473.11	56,732.00	-26,258.89	53.71%	85,100.00
6907.90 · WM Legal Counsel - Unanticipated	0.00	19,668.00	-19,668.00	0.0%	29,500.00
Total 6907 · WM Legal Counsel	297,130.23	319,648.00	-22,517.77	92.96%	479,480.00
Total 6907 · OBMP Legal Fees	297,130.23	319,648.00	-22,517.77	92.96%	479,480.00
6909 · OBMP Other Expenses					
6909.1 · OBMP Meetings	1,906.88	1,000.00	906.88	190.69%	1,500.00
6909.3 · Other OBMP Expenses	1,697.00	2,000.00	-303.00	84.85%	2,000.00
6909.6 · OBMP Expenses - Miscellaneous	2,070.00	6,668.00	-4,598.00	31.04%	10,000.00
Total 6909 · OBMP Other Expenses	5,673.88	9,668.00	-3,994.12	58.69%	13,500.00
6910 · WEI Support for IEUA					
6910.10 · IRP Groundwater Modeling - WEI	0.00	0.00	0.00	0.0%	0.00
6910.11 · WEI Support-Grant Funding-RMPU	5,002.23	0.00	5,002.23	100.0%	0.00
6910.12 · WEI Support-Stormwater Recharge	0.00	0.00	0.00	0.0%	0.00
6910.13 · IEUA-San Seavine Improvement Project	792.00	0.00	792.00	100.0%	0.00
6910.14 · Truing-Up 2013 RMPU Estimates	85,058.70	0.00	85,058.70	100.0%	0.00
6910.20 · RMPU-MPI Analysis	99,539.03	0.00	99,539.03	100.0%	0.00
6910.50 · WEI Support for IEUA-Billings	-190,391.96	0.00	-190,391.96	100.0%	0.00
Total 6910 · WEI Support for IEUA	0.00	0.00	0.00	0.0%	0.00
Total 6900 · Optimum Basin Mgmt Plan	1,060,861.36	1,107,763.00	-46,901.64	95.77%	1,654,053.00

ENGINEERING SERVICES - OBMP IMPLEMENTATION PROJECTS COSTS
WILDERMUTH ENVIRONMENTAL, INC.

CURRENT MONTH – FEBRUARY 2017

As of February 28, 2017, the total (YTD) Engineering Services expenses were \$502,384 or 23.3% below the (YTD) budget amount of \$2,152,714. The OBMP Implementation Projects (consolidated accounts 7100's – 7700's) were all under budget as of February 28, 2017.

Wildermuth Environmental, Inc. provides Watermaster an Estimated Cost at Completion (ECAC) report each quarter. The purpose of this ECAC report is to update Watermaster on whether or not the Engineering Services budget will be above or below budget at the end of the fiscal year. If the Engineering Services budget is expected to be above budget at fiscal year-end, a Budget Amendment or Budget Transfer Form would need to be approved to ensure funding.

Watermaster does not plan to present any Budget Transfers or Budget Amendments at this time.

The third ECAC report is scheduled to be issued in mid-May 2017 for the period July 2016 through March 2017.

The table listed below summarized the Year-To-Date (YTD) Actual Wildermuth Environmental, Inc., (WEI) and other Engineering costs compared to the Year-To-Date (YTD) Budget as of February 28, 2017. Please be advised that the "\$ Over Budget" and the "% of Budget" columns are a comparison of the (YTD) Actual to the (YTD) Budget, not the 12-month Annual Budget. The 12-month Annual Budget column is presented only to provide the data in a full and complete format. The following details are provided:

	Jul '16 - Feb '17 Actual	Jul '16 - Feb '17 Budget	\$ Over Budget	% of Budget	FY 2016/17 Annual Budget
6906 · OBMP Engineering Services - Other	16,703.20	19,040.00	-2,336.80	87.73%	28,560.00
6906.1 · OBMP - Watermaster Model Update	236,972.00	117,640.00	119,332.00	201.44%	176,460.00
6906.21 · State of the Basin Report	23,485.70	66,668.00	-43,182.30	35.23%	100,000.00
6906.22 · Water Rights Compliance Reporting	10,599.60	16,872.00	-6,272.40	62.82%	25,308.00
6906.23 · SGMA Reporting Requirements	22,606.88	18,692.00	3,914.88	120.94%	28,040.00
6906.24 · Compliance - SB88 and SWRCB	33,143.41	50,000.00	-16,856.59	66.29%	75,000.00
6906.25 · Initial Assessment - Section 4.5-SYRA	0.00	142,492.00	-142,492.00	0.0%	213,740.00
6906.31 · OBMP - Pool, Advisory, Board Mtgs.	70,744.63	64,076.00	6,668.63	110.41%	96,114.00
6906.32 · OBMP - Other General Meetings	63,696.51	24,029.00	39,667.51	265.08%	36,045.00
6906.71 · OBMP - Data Requests - CBWM Staff	141,404.58	60,772.00	80,632.58	232.68%	91,156.00
6906.72 · OBMP - Data Requests - Non CBWM	22,465.55	20,900.00	1,565.55	107.49%	31,348.00
6906.74 · OBMP - Mat'l Physical Injury Requests	6,058.65	46,668.00	-40,609.35	12.98%	70,000.00
6906.81 · Prepare 38th/39th Annual Reports	55,572.13	39,792.00	15,780.13	139.66%	59,688.00
6906.82 · Support for Assessment Package	0.00	44,000.00	-44,000.00	0.0%	66,000.00
7103.3 · Grdwtr Qual-Engineering	76,694.19	86,371.00	-9,676.81	88.8%	129,555.00
7103.5 · Grdwtr Qual-Lab Svcs	44,992.06	39,205.00	5,787.06	114.76%	39,205.00
7104.3 · Grdwtr Level-Engineering	103,657.97	128,444.00	-24,786.03	80.7%	192,667.00
7104.8 · Grdwtr Level-Contracted Services	0.00	6,668.00	-6,668.00	0.0%	10,000.00
7104.9 · Grdwtr Level-Capital Equipment	0.00	4,668.00	-4,668.00	0.0%	7,000.00
7107.2 · Grd Level-Engineering	29,232.03	35,028.00	-5,795.97	83.45%	52,540.00
7107.3 · Grd Level-SAR Imagery	29,000.00	42,500.00	-13,500.00	68.24%	85,000.00
7107.6 · Grd Level-Contract Svcs	10,868.05	66,797.00	-55,928.95	16.27%	100,197.00
7107.8 · Grd Level-Capital Equipment	0.00	2,332.00	-2,332.00	0.0%	3,500.00
7108.3 · Hydraulic Control-Engineering	18,203.52	38,405.00	-20,201.48	47.4%	57,607.00
7108.31 · Hydraulic Control-PBHSP	271,869.70	196,648.00	75,221.70	138.25%	288,936.00
7108.32 · Hydraulic Control-Adaptive Mgmt Plan	0.00	50,000.00	-50,000.00	0.0%	50,000.00
7108.4 · Hydraulic Control-Lab Svcs	6,496.00	16,721.00	-10,225.00	38.85%	25,081.00
7108.41 · Hydraulic Control-PBHSP	20,096.00	32,812.00	-12,716.00	61.25%	49,216.00
7108.6 · Hydraulic Control-Outside Professionals	0.00	43,332.00	-43,332.00	0.0%	65,000.00
7109.3 · Recharge & Well - Engineering	5,972.90	15,546.00	-9,573.10	0.0%	23,318.00
7202.2 · Comp Recharge-Engineering Services	67,694.49	107,344.00	-39,649.51	63.06%	161,016.00
7303 · PE3&5-Engineering - Other	0.00	6,320.00	-6,320.00	0.0%	9,480.00
7402 · PE4-Engineering	67,752.34	61,140.00	6,612.34	110.82%	88,212.00
7402.10 · PE4-MZ1 Pomona Project	176,406.24	327,236.00	-150,829.76	53.91%	362,104.00
7403 · PE4-Contract Svcs	0.00	40,000.00	-40,000.00	0.0%	60,000.00
7502 · PE6&7-Engineering	9,216.80	28,960.00	-19,743.20	31.83%	43,440.00
7602 · PE8&9-Engineering	8,724.44	44,596.00	-35,871.56	19.56%	66,896.00
Total Engineering Services Costs	1,650,329.57	2,152,714.00	-502,384.43	76.66%	3,067,429.00 *

* Wildermuth and Subcontractor Engineering Budget of \$2,740,852 plus Carryover Funds from FY 2015/16 of \$326,577 = \$3,067,429
Carryover Funds from FY 2015/16 of \$326,577 = \$12,072 (7108.31); \$50,000 (7108.32); \$7,000 (7402); and \$257,505 (7402.10)

PREVIOUSLY REPORTED ACTIONS (Descending Order)

December 2016:

The second ECAC report for the current fiscal year has been provided for the period ending December 31, 2016 and shows a projected under budget at fiscal year-end June 30, 2017 of \$180,130. The majority of the budget underage is projected in OBMP Engineering (6906's) and OBMP-Engineering Services-MZ1 (7402). There are also some activities that are projected to be over budget at fiscal year-end. To see the complete July 1, 2016 through December 31, 2016 ECAC report, click on the following link:

<http://www.cbwm.org/FTP/ECAC%20Reports/2016-17%202nd%20Quarter%20Review%20and%20ECAC-070116%20to%20123116.pdf>

Attachment 1a
Chino Basin Watermaster: Invoice Projections for Engineering Tasks for Fiscal Year 2016/17
As of December 31, 2016

Acct #	Description	Original Budget	Revised Budget	Billed Jul-16	Billed Aug-16	Billed Sep-16	Billed Oct-16	Billed Nov-16	Billed Dec-16	Projected Jan-17
6906	OBMP Engineering	\$ 820,999	\$ 820,999	\$ 76,132	\$ 80,675	\$ 56,609	\$ 65,834	\$ 34,589	\$ 32,474	\$ 60,371
6906.1	OBMP - Watermaster Model Applications	176,460	176,460	2,359	23,757	10,948	26,993	27,727	31,932	30,000
6906.21	State of the Basin Report	100,000	100,000	-	-	-	-	8,165	7,918	9,000
6910.11	IEUA - As-Need Support for Obtaining Grant Funding of RMPU Projects	-	-	2,980	2,022	-	-	-	-	500
6910.13	IEUA - GW Velocity Field - San Savalme Basin Improvement Project	-	-	644	149	-	-	-	-	-
6910.14	IEUA - Truing-Up 2013 RMPU Recharge Estimates	-	-	-	48,210	17,017	15,520	4,312	-	-
6910.20	IEUA - MPI Analysis for RMPU	-	-	-	2,192	34,432	24,156	21,250	17,509	-
7103.3	GW Quality - Engineering Services	129,555	129,555	16,738	14,493	14,423	3,217	5,558	8,416	4,700
7103.5	GW Quality - Laboratory Services	39,205	39,205	1,346	10,623	6,968	648	3,380	5,697	-
7104.3	GW Level - Engineering Services	192,667	192,667	8,788	23,979	10,748	7,503	16,170	8,464	18,065
7104.8	GW Level - Contract Services	10,000	10,000	-	-	-	-	-	-	-
7104.9	GW Level - Capital Services	7,000	7,000	-	1,232	474	1,767	455	122	-
7107.2	Ground Level - Engineering Services	84,492	84,492	4,591	2,860	1,440	4,289	2,525	3,334	11,893
7107.3	Ground Level - SAR Imagery	65,000	65,000	-	-	-	12,000	-	-	17,000
7107.6	Ground Level - Contract Services	68,245	68,245	-	-	-	-	-	-	43,077
7107.8	Ground Level - Capital Equipment	3,500	3,500	-	-	-	-	229	-	-
7108.3	HCMP - Engineering Services	57,607	57,607	2,052	7,996	1,668	2,459	-	-	3,564
7108.4	HCMP - Lab Services	25,081	25,081	2,032	13,408	-	2,432	-	-	2,032
7108.31	HCMP - Eng. Serv. - PBHSP	276,864	288,936	-	30,350	20,176	25,000	5,153	6,351	59,300
7108.32	HCMP - Adaptive Management Plan	-	50,000	-	6,861	6,966	4,429	5,833	19,081	5,550
7108.41	HCMP - Lab. Serv. - PBHSP	49,216	49,216	-	-	11,304	-	-	11,304	-
7108.6	HCMP - Eng. Serv. - PBHSP - Outside Pro	65,000	65,000	-	-	40,000	-	-	-	8,000
7109.3	Recharge & Well Monitoring - Engineering Serv.	23,318	23,318	-	2,171	-	-	2,080	-	-
7202.2	Comp Recharge - Engineering Services	161,016	161,016	17,889	7,199	3,298	10,324	6,356	760	10,368
7303	OBMP - Engineering Services - Desalters	9,480	9,480	-	-	-	-	-	-	-
7402	OBMP - Engineering Services - MZ1	111,212	118,212	10,405	14,026	21,782	1,739	510	2,021	11,000
7402.1	OBMP - Engineering Services - Northwest MZ1	104,599	362,104	11,553	27,005	24,485	53,179	23,497	11,433	36,250
7403	OBMP - Contract Services - MZ1	30,000	30,000	500	-	-	-	-	-	-
7502	OBMP - Engineering Services - WQC	43,440	43,440	1,405	-	1,274	4,298	1,170	601	2,000
7602	OBMP - Engineering Services - Storage	66,896	66,896	-	1,579	5,374	1,518	-	-	30,000
Totals		\$ 2,740,862	\$ 3,067,429	\$ 169,413	\$ 320,927	\$ 289,387	\$ 267,504	\$ 168,979	\$ 167,436	\$ 362,690

1/26/2017--9:23 AM
2016-17CBWM_Invoice_Summary_ISBM_20170105--P-Projection Summary



Attachment 1a
Chino Basin Watermaster: Invoice Projections for Engineering Tasks for Fiscal Year 2016/17
As of December 31, 2016

Acct #	Description	Projected Feb-17	Projected Mar-17	Projected Apr-17	Projected May-17	Projected Jun-17	Total Projected	Less IEUA Portion of Cost Share			
								Total Projected	Under (Over) Rev. Budget	YTD % Billed Rev. Budget	Projected % Rev. Budget
6908	OBMP Engineering	\$ 61,071	\$ 49,171	\$ 38,804	\$ 30,471	\$ 27,971	\$ 614,273	\$ 614,273	\$ 206,726	42%	75%
6906.1	OBMP - Watermaster Model Applications	20,000	-	-	-	-	173,716	173,716	2,744	70%	98%
6906.21	State of the Basin Report	20,000	25,000	30,000	25,000	24,230	149,333	149,333	(49,333)	16%	149%
6910.11	IEUA - As-Need Support for Obtaining Grant Funding of RMPU Projects	-	-	-	-	-	5,502	2,751	(2,751)	n/a	n/a
6910.13	IEUA - GW Velocity Field - San Savelle Basin Improvement Project	-	-	-	-	-	792	396	(396)	n/a	n/a
6910.14	IEUA - Truing-Up 2013 RMPU Recharge Estimates	-	-	-	-	-	85,059	42,530	(42,530)	n/a	n/a
6910.2	IEUA - MPI Analysis for RMPU	-	-	-	-	-	99,539	49,770	(49,770)	n/a	n/a
7103.3	GW Quality - Engineering Services	15,850	14,000	5,000	-	14,000	116,394	116,394	13,161	49%	90%
7103.5	GW Quality - Laboratory Services	826	-	-	-	-	29,688	29,688	9,517	74%	76%
7104.3	GW Level - Engineering Services	16,853	11,903	17,603	17,103	13,698	170,920	170,920	21,747	33%	89%
7104.8	GW Level - Contract Services	-	-	-	10,000	-	10,000	10,000	-	0%	100%
7104.9	GW Level - Capital Services	-	-	-	-	3,500	7,549	7,549	(549)	58%	108%
7107.2	Ground Level - Engineering Services	4,666	16,236	6,993	1,466	23,466	83,779	83,779	713	23%	99%
7107.3	Ground Level - SAR Imagery	-	56,000	-	-	-	85,000	85,000	-	14%	100%
7107.6	Ground Level - Contract Services	21,572	-	1,700	300	1,596	68,245	68,245	0	0%	100%
7107.8	Ground Level - Capital Equipment	-	-	1,000	-	-	1,229	1,229	2,271	7%	35%
7108.3	HCMP - Engineering Services	12,330	18,100	10,815	830	-	59,814	59,814	(2,207)	25%	104%
7108.4	HCMP - Lab Services	-	-	2,032	-	-	21,936	21,936	3,145	71%	87%
7108.31	HCMP - Eng. Serv. - PBHSP	45,100	35,400	23,200	15,100	10,527	263,658	263,658	5,270	30%	98%
7108.32	HCMP - Adaptive Management Plan	-	-	-	-	-	48,839	48,839	1,161	87%	98%
7108.41	HCMP - Lab. Serv. - PBHSP	-	12,304	-	-	12,304	47,216	47,216	2,000	46%	96%
7108.6	HCMP - Eng. Serv. - PBHSP - Outside Pro	-	-	-	-	-	48,000	48,000	17,000	62%	74%
7109.3	Recharge & Well Monitoring - Engineering Serv.	3,000	-	-	9,000	3,000	19,252	19,252	4,067	18%	83%
7202.2	Comp Recharge - Engineering Services	17,555	15,055	15,055	17,555	15,055	136,470	136,470	24,546	28%	85%
7303	OBMP - Engineering Services - Desalters	1,000	1,000	1,000	1,000	1,000	5,000	5,000	4,480	0%	53%
7402	OBMP - Engineering Services - MZ1	18,600	23,000	7,750	12,558	19,100	142,490	142,490	(24,276)	43%	121%
7402.1	OBMP - Engineering Services - Northwest MZ1	28,731	26,750	65,390	17,000	17,591	342,863	342,863	19,241	42%	95%
7403	OBMP - Contract Services - MZ1	18,371	-	10,000	-	-	28,871	28,871	1,129	2%	98%
7502	OBMP - Engineering Services - WGC	3,620	3,620	3,620	3,620	3,620	28,848	28,848	14,592	20%	66%
7602	OBMP - Engineering Services - Storage	30,000	-	-	-	-	68,471	68,471	(1,575)	13%	102%
Totals		\$ 339,145	\$ 307,539	\$ 240,063	\$ 161,003	\$ 198,659	\$ 2,982,745	\$ 2,887,299	\$ 180,130	46%	97%

Note: Billed includes MMH Laboratory Invoices paid directly by Watermaster.

1/26/2017 - 9:23 AM
2016-17CBWM_Invoice_Summary_ISBM_20170105-Projection Summary



Watermaster does not plan to present any Budget Transfers or Budget Amendments at this time.

The third ECAC report is scheduled to be issued in mid-May 2017 for the period July 2016 through March 2017.

November 2016:

The first ECAC report for the current fiscal year has been provided for the period ending September 30, 2016 and shows a projected over budget at fiscal year-end June 30, 2017 of \$35,859. The majority of the budget overage is projected in OBMP Engineering (6906's) and OBMP-Engineering Services-MZ1 (7402). There are also some activities that are projected to be under budget at fiscal year-end. To see the complete July 1, 2016 through September 30, 2016 ECAC report, click on the following link:

<http://www.cbwm.org/FTP/ECAC%20Reports/2016-17%201st%20Quarter%20Review%20and%20ECAC-070116%20to%20093016.pdf>

Watermaster does not plan to present any Budget Transfers or Budget Amendments at this time.

The second ECAC report is scheduled to be issued in mid-February 2017 for the period July 2016 through December 2016.

October 2016:

Wildermuth Environmental, Inc. provides Watermaster an Estimated Cost at Completion (ECAC) report each quarter. The purpose of this ECAC report is to update Watermaster on whether or not the Engineering Services budget will be above or below budget at the end of the fiscal year. If the Engineering Services budget is expected to be above budget at fiscal year-end, a Budget Amendment or Budget Transfer Form would need to be approved to ensure funding.

The first ECAC report for the current fiscal year has been provided for the period ending September 30, 2016 and shows a projected over budget at fiscal year-end June 30, 2017 of \$35,859. The majority of the budget overage is projected in OBMP Engineering (6906's) and OBMP-Engineering Services-MZ1 (7402). There are also some activities that are projected to be under budget at fiscal year-end. Watermaster does not plan to present any Budget Transfers or Budget Amendments at this time.

The second ECAC report is scheduled to be issued in mid-February 2017 for the period July 2016 through December 2016.

Attachment 1a
Chino Basin Watermaster: Invoice Projections for Engineering Tasks for Fiscal Year 2016/17
As of September 30, 2016

Acct #	Description	Original Budget	Revised Budget	Billed Jul-16	Billed Aug-16	Billed Sep-16	Projected Oct-16	Projected Nov-16	Projected Dec-16	Projected Jan-17
6906	OBMP Engineering	\$ 820,999	\$ 820,999	\$ 79,112	\$ 84,890	\$ 91,041	\$ 89,694	\$ 75,571	\$ 43,233	\$ 66,071
6906.1	OBMP - Watermaster Model Applications	176,460	176,460	2,359	23,757	10,948	27,000	14,050	14,050	14,050
6906.21	State of the Basin Report	100,000	100,000	-	-	-	-	12,000	8,000	20,000
7103.3	GW Quality - Engineering Services	129,555	129,555	16,738	14,493	14,423	2,871	4,350	9,500	10,603
7103.5	GW Quality - Laboratory Services	39,205	39,205	1,346	10,623	6,968	848	7,500	8,500	3,420
7104.3	GW Level - Engineering Services	192,667	192,667	8,788	23,979	10,748	7,555	19,185	16,385	18,785
7104.8	GW Level - Contract Services	10,000	10,000	-	-	-	-	-	-	-
7104.9	GW Level - Capital Services	7,000	7,000	-	1,232	474	1,800	5	-	-
7107.2	Ground Level - Engineering Services	84,492	84,492	4,591	2,880	1,440	4,180	2,500	10,700	13,293
7107.3	Ground Level - SAR Imagery	85,000	85,000	-	-	-	12,000	-	-	17,000
7107.6	Ground Level - Contract Services	68,245	68,245	-	-	-	-	202	15,300	30,300
7107.8	Ground Level - Capital Equipment	3,500	3,500	-	-	-	-	-	2,000	-
7108.3	HCMP - Engineering Services	57,607	57,607	2,052	7,996	1,668	2,459	200	100	3,874
7108.4	HCMP - Lab Services	25,081	25,081	2,032	13,408	-	2,432	-	-	2,032
7108.31	HCMP - Eng. Serv. - PBHSP	276,864	288,936	-	30,350	20,176	24,700	23,550	45,056	41,755
7108.32	HCMP - Adaptive Management Plan	-	50,000	-	6,981	6,986	4,500	18,650	14,956	-
7108.41	HCMP - Lab. Serv. - PBHSP	49,216	49,216	-	-	11,304	-	-	12,304	-
7108.6	HCMP - Eng. Serv. - PBHSP - Outside Pro	65,000	65,000	-	-	40,000	-	6,500	-	-
7109.3	Recharge & Well Monitoring - Engineering Serv.	23,318	23,318	-	2,171	-	-	2,700	-	-
7202.2	Comp Recharge - Engineering Services	161,016	161,016	17,889	7,199	3,298	9,698	12,208	12,208	16,114
7303	OBMP - Engineering Services - Desalters	9,480	9,480	-	-	-	250	1,150	1,150	1,150
7402	OBMP - Engineering Services - MZ1	111,212	118,212	10,405	14,026	21,782	1,600	9,600	9,600	600
7402.1	OBMP - Engineering Services - Northwest MZ1	104,599	362,104	11,563	27,005	24,485	53,303	44,000	40,750	40,250
7403	OBMP - Contract Services - MZ1	30,000	30,000	500	-	-	-	15,000	9,500	-
7502	OBMP - Engineering Services - WQC	43,440	43,440	1,405	-	1,274	4,500	3,620	3,620	3,620
7602	OBMP - Engineering Services - Storage	66,896	66,896	-	1,579	5,374	1,500	7,305	7,305	7,305
Totals		\$ 2,740,862	\$ 3,067,429	\$ 168,769	\$ 272,569	\$ 272,370	\$ 251,090	\$ 279,947	\$ 284,218	\$ 310,422



Attachment 1a
Chino Basin Watermaster: Invoice Projections for Engineering Tasks for Fiscal Year 2016/17
As of September 30, 2016

Acct #	Description	Projected Feb-17	Projected Mar-17	Projected Apr-17	Projected May-17	Projected Jun-17	Total Projected	Under / (Over) Rev. Budget	YTD % Billed Rev. Budget	Projected % Rev. Budget
6906	OBMP Engineering	\$ 62,162	\$ 85,531	\$ 68,171	\$ 67,771	\$ 64,171	\$ 877,419	\$ (56,420)	31%	107%
6906.1	OBMP - Watermaster Model Applications	14,050	14,050	14,050	14,050	14,050	176,460	-	21%	100%
6906.21	State of the Basin Report	20,000	20,000	20,000	-	-	100,000	-	0%	100%
7103.3	GW Qality - Engineering Services	18,200	12,110	4,386	-	15,000	122,874	6,681	35%	95%
7103.5	GW Quality - Laboratory Services	-	-	-	-	-	39,205	-	48%	100%
7104.3	GW Level - Engineering Services	17,353	13,603	19,853	17,603	15,260	189,100	3,567	23%	98%
7104.8	GW Level - Contract Services	-	-	-	10,000	-	10,000	-	0%	100%
7104.9	GW Level - Capital Services	-	-	-	-	5,200	8,712	(1,712)	24%	124%
7107.2	Ground Level - Engineering Services	4,700	20,148	16,793	1,500	1,500	84,224	268	11%	100%
7107.3	Ground Level - SAR Imagery	-	56,000	-	-	-	65,000	-	0%	100%
7107.6	Ground Level - Contract Services	300	19,949	300	300	1,598	68,245	-	0%	100%
7107.8	Ground Level - Capital Equipment	-	1,000	-	-	-	3,000	500	0%	86%
7108.3	HCMP - Engineering Services	12,190	14,990	11,813	730	1,026	59,098	(1,491)	20%	103%
7108.4	HCMP - Lab Services	-	-	2,032	-	-	21,936	3,145	62%	87%
7108.31	HCMP - Eng. Serv. - PBHSP	31,030	30,086	12,713	13,441	14,602	287,459	1,477	17%	99%
7108.32	HCMP - Adaptive Management Plan	-	-	-	-	-	52,052	(2,052)	28%	104%
7108.41	HCMP - Lab. Serv. - PBHSP	-	12,304	-	-	12,304	48,216	1,000	23%	98%
7108.6	HCMP - Eng. Serv. - PBHSP - Outside Pro	-	-	-	-	-	46,600	18,400	62%	72%
7109.3	Recharge & Well Monitoring - Engineering Serv.	3,200	-	-	9,000	5,118	22,189	1,129	9%	95%
7202.2	Comp Recharge - Engineering Services	16,114	16,114	16,114	16,114	16,114	159,386	1,630	18%	99%
7303	OBMP - Engineering Services - Desalters	1,150	1,150	1,150	1,150	1,150	9,450	30	0%	100%
7402	OBMP - Engineering Services - MZI	13,000	23,000	7,750	12,558	19,100	143,021	(24,809)	39%	121%
7402.1	OBMP - Engineering Services - Northwest MZI	20,750	23,790	39,750	14,000	15,591	355,227	6,877	17%	98%
7403	OBMP - Contract Services - MZI	-	-	5,000	-	-	30,000	-	2%	100%
7502	OBMP - Engineering Services - VQC	3,620	3,620	3,620	5,000	3,620	37,519	5,921	6%	86%
7602	OBMP - Engineering Services - Storage	7,305	7,305	7,305	7,305	7,305	66,896	(0)	10%	100%
Totals		\$ 245,124	\$ 374,760	\$ 260,000	\$ 190,522	\$ 212,700	\$ 3,103,280	\$ (35,059)	80%	101%

Note: Billed includes MWH Laboratory invoices paid directly by Watermaster.

11/14/2016--1:20 PM
2016-17CBWM_Invoice_Summery_JSBM_20161018--Projection Summary



July 2016:

The approved "Original" Engineering Services budget of \$2,740,852 was increased by "Carry Over" funding in the amount of \$326,577 to the "Amended" amount of \$3,067,429 for FY 2016/17 as provided in the Engineering Services Task Order. All of the "Carry Over" funding is for projects or activities that have bridged previous fiscal years and are expected to be completed in the FY 2016/17 timeframe or future years. The Carry-Over amount of \$326,577 from FY 2015/16 to the FY 2016/17 budget are provided in detail as follows:

1. The ongoing Adaptive Management Plan for the Prado Basin Habitat Sustainability Program in connection with the vegetation monitoring database in HydroDaVE (account 7108.31 in the amount of \$12,072). This work was originally scoped for FY 2015/16 but was not performed because the Adaptive Management Plan was not finalized and adopted by Watermaster in FY 2015/16.
2. Preparation of the Final PBHSP Adaptive Management Plan and the 2016 PBHSP Annual Report (account 7108.32 in the amount of \$50,000). The Adaptive Management Plan for the PBHSP was not finalized during FY 2015/16 and as a result, the initial Annual Report was not completed. The scope for preparing the 2016 Annual Report in FY 2016/17 was based on the assumption that the initial 2015 Annual Report of the PBHSP would have already been completed.
3. The finalization of the 2015 Annual Report of the Ground-Level Monitoring Committee (account 7402 in the amount of \$7,000). The Annual Report has been delayed primarily because the InSAR and ground-level survey data were delivered in March, which delayed the report and completion. The report will be finalized in FY 2016/17.

4. Three separate subtasks for the effort to develop a Subsistence Management Plan for the Northwest MZ-1 Area which is a 5-6 year effort (account 7402.1 in the amount of \$257,505) which will be performed in sequential phases. Some of the early phases of the work have been delayed for various reasons (e.g. delays in initiation of the monitoring program because of difficulties in coordination with well owners). These delays push some of the work that was expected to be completed in FY 2015/16 to FY 2016/17, including subtasks associated with setup and initiation of the monitoring program, siting of extensometers, modeling, and reporting.

The breakdown of the total Task Order amount of \$2,740,852 includes direct labor costs for Wildermuth Environmental, Inc. (82.6%) along with other direct charges such as equipment rental, laboratory fees, travel costs, reproduction costs, and outside professional services (17.4%).

PRADO BASIN HABITAT SUSTAINABILITY PROGRAM

The Prado Basin Habitat Sustainability Program came about as a result of the Peace II Agreement SEIR mitigation measure 4.4-3 and was adopted by IEUA's Board in October, 2010. The purpose of the mitigation measure is to ensure that the Prado Basin riparian habitat will not be impacted by Hydraulic Control. The basic program tasks are to convene a committee that will develop this adaptive management plan, to install necessary monitoring wells, to complete vegetation and aerial surveys, and to implement photo station monitoring. In terms of the financial aspects of this program, there is a cost sharing agreement, which was approved by the Watermaster Board in September, 2012 for a total budget of \$440,000. The cost sharing agreement between IEUA and Watermaster was increased from \$220,000 to \$300,000 effective August 22, 2013 with the approval of the Watermaster Board. The increase from \$220,000 to \$300,000 was to reflect a change in the consultant preparing the Adaptive Management Plan. On August 25, 2016, the cost sharing agreement between IEUA and Watermaster was increased from \$300,000 to \$385,000 (\$770,000 x 50% = \$385,000) with the approval of the Watermaster Board. A number of issues associated with the drilling of the monitoring wells (unavailable locations requiring negotiation of new easements, nesting season limitations, etc.), increased the cost of the construction of the 16 wells. The majority of the additional costs were due to extended construction management, additional easement fees, and environmental reporting for the pre- and during construction time period. The associated increase in cost was \$170,000, changing the total amount from \$600,000 to \$770,000.

This is a 50/50 cost sharing agreement between Watermaster and IEUA with a not to exceed amount of \$385,000 for each party. Included in that cost is hiring a consultant to develop the adaptive management plan, WEI performing the project management tasks related to the monitoring well installation, hiring a contractor to construct and install up to seventeen monitoring wells at nine separate sites, and United States Bureau of Reclamation performing vegetation monitoring every three years. Grants have been applied for to offset the cost of this program; however, the Grants were not approved.

The process of invoicing IEUA for their 50% portion of the (WEI) invoices will be completed by Watermaster staff at the end of every quarter. The information listed below is provided for the period of May 1, 2012 through February 28, 2017:

	Wildermuth Environmental, Inc.	50% Billing "TO" IEUA	50% Billing "FROM" IEUA	Costs For Watermaster	Watermaster Staff "Hours"	Watermaster Staff "Costs"
May 2012 - Jun. 2012	\$ 11,143.75	\$ (5,571.88)	\$ -	\$ 5,571.87	4.00	\$ 411.38
Jul. 2012 - Jun. 2013	\$ 120,945.28	\$ (60,472.65)	\$ 6,275.92	\$ 66,748.55	73.00	\$ 7,837.27
Jul. 2013 - Jun. 2014	\$ 21,722.09	\$ (10,861.05)	\$ 474.09	\$ 11,335.13	56.00	\$ 5,719.30
Jul. 2014 - Jun. 2015	\$ 198,138.44	\$ (99,069.23)	\$ -	\$ 99,069.21	9.00	\$ 1,141.63
Jul. 2015 - Jun. 2016	\$ -	\$ -	\$ -	\$ -	30.00	\$ 3,587.65
Jul. 2016 - Feb. 2017	\$ -	\$ -	\$ -	\$ -	15.00	\$ 2,148.96
Totals	\$ 351,949.56	\$ (175,974.81)	\$ 6,750.01	\$ 182,724.76	187.00	\$ 20,846.19
	7108.7	7108.71, 7108.72	7108.75			7108.11

OTHER INCOME AND EXPENSE

There were no other significant items to report within the category of Other Income and Expenses for the month ending February 28, 2017.

PREVIOUSLY REPORTED ACTIONS (Descending Order)

December 2016:

The interest earned on the Chino Basin Watermaster deposits with the Local Agency Investment Fund (LAIF) for the quarter ending December 31, 2016 of \$15,179.19 was recorded during the month of December, 2016.

During the month of December, 2016, Chino Basin Watermaster received an invoice from IEUA in the amount of \$2,471,040.00 for the purchase of 4,160.000 AF of untreated water. The purchase consisted of Cumulative Unmet Replenishment Obligation (CURO) purchases of 3,988.661 AF; Desalter Replenishment Obligation (DRO) purchases of 168.004 AF; with an excess balance of 3.335 AF being carried by Watermaster. The total purchase of 4,160.000 AF at an AF cost of \$594 (4,160.000 AF X \$594 = \$2,471,040.00). The amount of \$2,471,040.00 has been recorded to Groundwater Replenishment expense (5010).

July 2016:

Per section VI.D.3 of the Groundwater Storage Program Funding Agreement No. 49960 in the Chino Basin with The Metropolitan Water District of Southern California, the FY 2016/17 annual administrative fee invoice was issued on July 31, 2016 in the amount of \$159,631.04 under invoice number DYY 16-01.

"CARRY OVER" FUNDING

BACKGROUND OF "CARRY OVER" FUNDING

Once the FY 2015/16 period as of June 30, 2016 was closed, the amount of unfinished capital projects and related engineering costs was calculated and the "Carry Over" funding amount was added to the current FY 2016/17 budget. The Total "Carry Over" funding amount of \$2,630,337.45 was posted to the accounts as of July 1, 2016. The total amount of \$2,630,337.45 consisted of \$2,264,522.96 from Capital Improvement Projects; \$326,577.00 from Engineering Services; \$29,285.99 from the Chino Hills ASR Project; and \$9,951.50 from the Administration budget for completion of the Annual Reports.

CURRENT MONTH – FEBRUARY 2017

As of February 28, 2017, the total (YTD) amount remaining of the "Carried Over" funding is \$1,835,371.54 (\$2,630,337.45 - \$794,965.91 = \$1,835,371.54).

The following details are provided:

"Carried Over" Expenses At June 30, 2016

			GL Account		
Printing - Annual Report	\$ 5,000.00	A	6045	FY 2015/16	ADM
Rauch Communication Consultants - Annual Report	\$ 4,951.50	B	6061.3	FY 2015/16	ADM
Chino Hills ASR Project	\$ 29,285.99	C	7107.62	FY 2013/14	ASR
Hydraulic Control Engineering - PBHSP	\$ 12,072.00	D	7108.31 ¹	FY 2015/16	ENG
Hydraulic Control Monitoring - Adaptive Mgmt Plan	\$ 50,000.00	E	7108.32 ²	FY 2015/16	ENG
PE4 - Engineering Services	\$ 7,000.00	F	7402 ³	FY 2015/16	ENG
PE4 - Northwest MZ-1 Area Project	\$ 257,505.00	G	7402.1 ⁴	FY 2015/16	ENG
Jurupa Pumping Station (TO #5)	\$ 37,981.33	H	7209.1 ⁵	FY 2013/14	PROJ
Wineville Basin Proof of Concept (TO #6)	\$ 35,397.53	I	7209.2 ⁵	FY 2013/14	PROJ
Hickory Basin Recharge Improvement Project	\$ 3,877.00	J	7690.3 ⁵	FY 2013/14	PROJ
RMPU Amendment (TO #1)	\$ 467,269.61	K	7690.15	FY 2015/16	PROJ
San Sevaine Recharge Improvement Project (TO #8)	\$ 58,683.31	L	7690.4	FY 2013/14	PROJ
San Sevaine Recharge Improvement Project (TO #8)	\$ 175,000.00	L	7690.4	FY 2014/15	PROJ
San Sevaine Recharge Improvement Project (TO #8)	\$ 1,126,900.00	L	7690.4	FY 2015/16	PROJ
CB20 Turnout Noise Abatement Project	\$ 859.80	M	7690.5 ⁵	FY 2013/14	PROJ
GWR SCADA Upgrades (TO #4)	\$ 279,343.47	N	7690.61	FY 2014/15	PROJ
GWR SCADA Upgrades (TO #4)	\$ 38,675.00	N	7690.61	FY 2015/16	PROJ
Upper Santa Ana River HCP (TO #7)	\$ 32,836.88	O	7690.7	FY 2014/15	PROJ
Upper Santa Ana River HCP (TO #7)	\$ 5,000.00	O	7690.7	FY 2015/16	PROJ
Lower Day Basin RMPU (TO #2)	\$ 2,699.03	P	7690.8	FY 2014/15	PROJ
Total Balance, June 30, 2016	\$ 2,630,337.45				

"Carried Over" Balance, July 1, 2016

\$ 2,630,337.45

Less: (Invoices Received To Date FY 2016/17)

Printing - Annual Report	\$ (5,000.00)	A	6045	FY 2015/16	ADM
Rauch Communication Consultants - Annual Report	\$ (4,951.50)	B	6061.3	FY 2015/16	ADM
Hydraulic Control Engineering - PBHSP	\$ (12,072.00)	D	7108.31 ¹	FY 2015/16	ENG
Hydraulic Control Monitoring - Adaptive Mgmt Plan	\$ (11,694.00)	E	7108.32 ²	FY 2015/16	ENG
PE4 - Engineering Services	\$ (7,000.00)	F	7402 ³	FY 2015/16	ENG
PE4 - Northwest MZ-1 Area Project	\$ (176,406.24)	G	7402.1 ⁴	FY 2015/16	ENG
RMPU Amendment (TO #1)	\$ (467,269.61)	K	7690.15	FY 2015/16	PROJ
San Sevaine Recharge Improvement Project (TO #8)	\$ (58,916.60)	L	7690.4	FY 2013/14	PROJ
GWR SCADA Upgrades (TO #4)	\$ (48,956.93)	N	7690.61	FY 2014/15	PROJ
Lower Day Basin RMPU (TO #2)	\$ (2,699.03)	P	7690.8	FY 2014/15	PROJ
Updated Balance as of February 28, 2017	\$ 1,835,371.54				

¹Preparation of a vegetation monitoring database in HydroDaVE pursuant to the Adaptive Management Plan for the PBHSP

²Preparation of the Final PBHSP Adaptive Management Plan and the 2016 PBHSP Annual Report

³Finalization of the 2015 Annual Report of the Ground-Level Monitoring Committee

⁴Carryover budget for three separate subtasks to develop a Subsidence Management Plan for the Northwest MZ-1 Area

⁵Project completed and funds are available for reallocation to another project, distribution to Appropriative Pool, or maintain as extra funding

ANNUAL REPORTS:

Unspent funds of \$9,951.50 related to the ongoing Annual Reports for development, production, and printing from the Administrative budget from FY 2015/16 from two accounts were "Carried Over" into the current FY 2016/17 budget. These funds were from the Printing-Annual Report [A] in the amount of

\$5,000 in account (6045); and Rauch Communication Consultants-Annual Report [B] in the amount of \$4,951.50 in account (6061.3).

CHINO HILLS ASR:

The ongoing Chino Hills ASR Project [C] continues into FY 2016/17 and previous years funding of \$29,285.99 has been carried over into account (7107.62).

ENGINEERING SERVICES:

Unspent funds related to ongoing projects and associated activities from the Engineering Services budget from FY 2015/16 in several accounts totaling \$326,577 were "Carried Over" into the current FY 2016/17 budget. These funds were from the Hydraulic Control Monitoring-Engineering-PBHSP [D] in the amount of \$12,072 in account (7108.31); Hydraulic Control Monitoring-Adaptive Management Plan [E] in the amount of \$50,000 in account (7108.32); PE4-Engineering Services [F] in the amount of \$7,000 in account (7402); and PE4-Northwest MZ-1 Area Project [G] in the amount of \$257,505 in account (7402.10).

COMPLETED PROJECTS WITH FUNDING AVAILABLE:

Several projects were completed during FY 2014/15 and have remaining funds available to be either (1) transferred to other project(s) that need additional funding, (2) keep amounts on reserve for future Capital Improvement Projects, or (3) refunded back to the Appropriative Pool when the Assessment package is invoiced. The funding amounts available are as follows: Jurupa Pumping Station [H] in the amount of \$37,981.33 (account 7209.1); Wineville Basin Proof of Concept [I] in the amount of \$35,397.53 (account 7209.2); and Hickory Basin Recharge Improvement Project [J] in the amount of \$3,877.00 (account 7690.3). One project was completed during FY 2015/16 and has funds available. This project is the CB20 Turnout Noise Abatement Project [M] in the amount of \$859.80 (account 7690.5). The total amount available is \$78,115.66 ($\$37,981.33 + \$35,397.53 + \$3,877.00 + \$859.80 = \$78,115.66$).

ONGOING RECHARGE IMPROVEMENT PROJECTS:

The RMPU Amendment-Task Order #1 [K] has a remaining budget from FY 2015/16 of \$467,269.61 in account (7690.15); the San Sevaine Recharge Improvement Project-Task Order #8 [L] has a remaining funded budget balance of \$1,360,583.31 in account (7690.4); the CB 20 Turnout project has a remaining funded budget balance of \$80,000 in account (7690.5); the GWR SCADA Upgrades-Task Order #4 [N] has a remaining funded budget balance of \$318,018.47 in account (7690.61); the Upper Santa Ana River HCP-Task Order #7 [O] has a remaining funded balance of \$37,836.88 in account (7690.7); and the Lower Day Basin RMPU-Task Order #2 [P] has a remaining funded budget balance of \$2,699.03 in account (7690.8). The total funded budget for these combined projects is \$1,609,700.

As invoices are received from the vendors and booked against these items listed above, the "Carried Over" balance will be reduced throughout the current fiscal year. At June 30, 2017, any remaining balances of the FY 2016/17 and prior years funding (if any), along with any new FY 2016/17 expenses, will then be "Carried Over" into the FY 2017/18 budget.

AUDIT FIELD WORK

FY 2016/17:

The start of the interim field work by Fedak & Brown LLP for the period of July 1, 2016 through February 28, 2017 is planned for April 5, 2017 through April 6, 2017. The final field work for the period of March 1, 2017 through June 30, 2017 is planned for August 2017, with the Annual Financial and Audit Reports presented to the Watermaster Board by Fedak & Brown LLP at the November 16, 2017 Board meeting. The Annual Financial and Audit Reports for FY 2016/17 are anticipated to be posted to the Watermaster website no later than December 15, 2017.

FY 2015/16:

Auditors from the audit firm of Fedak & Brown, LLP were onsite at the Watermaster offices on March 28, 2016. This was the start of the interim field work for the period of July 1, 2015 through February 28,

2016. The final field work for the period of February 1, 2016 through June 30, 2016 was completed during August 16, 2016 and August 17, 2016. The Annual Financial and Audit Reports were presented to the Watermaster Board by Chris Brown from Fedak & Brown LLP at the November 17, 2016 Board meeting. The Annual Financial and Audit Reports for FY 2015/16 were posted to the Watermaster website on November 22, 2016.

FY 2016/17 EXHIBIT "G" NON-AGRICULTURAL POOL SALE OF WATER

Pursuant to Exhibit "G" of the Restated Judgment, members of the Overlying (Non-Agricultural) Pool may annually transfer water to members of the Appropriative Pool through a Watermaster clearinghouse process. Watermaster purchases water from the Overlying (Non-Agricultural) Pool members, which Watermaster then transfers to the members of the Appropriative Pool based on the prescribed process. Members of the Appropriative Pool purchasing water through the process must complete their payments to Watermaster by June 30 of the fiscal year. Watermaster has determined that NRG CA South, LP is in compliance with Restated Judgment, Exhibit "G" ¶9(g), authorizing 2015-2016 Exhibit "G" Physical Solution Transfers.

The invoices to the four Appropriators who purchased Exhibit "G" water from the Non-Agricultural Pool were issued on March 23, 2017 totaling \$570,000. Once Watermaster has received all of the payments from the Appropriators and those payments have cleared the bank, Watermaster will issue payment to NRG CA South, LP in the amount of \$570,000 (1,000.000 AF x \$570.00 = \$570,000).

ASSESSMENT INVOICING

CURRENT MONTH – FEBRUARY 2017

To date, all assessment invoice payments have been received. No Assessment activity for the month to report.

PREVIOUSLY REPORTED ACTIONS (Descending Order)

December 2016:

The Watermaster Board approved the FY 2016-2017 Assessment Package (Production Year 2015-2016) at the November 17, 2016 meeting. Watermaster staff created and emailed the Assessment invoices on Thursday, November 17, 2016. The Assessment invoices were due 30 days from invoice date, with all payments to be received by Watermaster on or before the close of business at 5:00pm on Monday, December 19, 2016. As in prior years, payments could be made by either check or wire transfer. As of December 19, 2016, all but one payment had been received. The late payment was received on December 20, 2016 with the late fee for one day being invoiced. The late fee was received on January 3, 2017.

November 2016:

The Watermaster Board approved the FY 2016-2017 Assessment Package (Production Year 2015-2016) at the November 17, 2016 meeting. Watermaster staff created and emailed the Assessment invoices on Thursday, November 17, 2016. The Assessment invoices were due 30 days from invoice date, with all payments to be received by Watermaster on or before the close of business at 5:00pm on Monday, December 19, 2016. As in prior years, payments could be made by either check or wire transfer. As of December 19, 2016, all but one payment had been received. The late payment was received on December 20, 2016 with the late fee for one day being invoiced.

October 2016:

The Watermaster Board approved the FY 2016-2017 Assessment Package (Production Year 2015-2016) at the November 17, 2016 meeting. Watermaster staff created and emailed the Assessment invoices on Thursday, November 17, 2016. The Assessment invoices are due 30 days from invoice date, with all payments to be received by Watermaster on or before the close of business Monday, December 19, 2016. As in prior years, payments can be made by either check or wire transfer.

This year's Assessment invoicing included the standard Assessment amounts per the Assessment Package, along with any Special Assessments and the "Excess Cash Reserve" refund credits. The Appropriative Pool had a Special Assessment of \$50,000 as approved during the budgeting process. The \$50,000 was allocated to the Appropriative Pool members based upon a prorated formula of 50% Operating Safe Yield (OSY) and 50% physical production numbers from FY 2015/16.

The Non-Agricultural Pool had a Special Assessment of \$60,000 as approved during a Confidential Session on April 14, 2016. The \$60,000 was allocated to the Non-Agricultural Pool members based upon the actual production numbers from 2015/16.

The Excess Cash Reserve refunds totaled \$31,189 to the Appropriative Pool members and \$3,509 to the Non-Agricultural Pool members, based upon the pro rata share of FY 2015/16 payments. The Excess Cash Reserve-Recharge Debt Payment refund of \$155,824 was refunded to the Appropriative Pool members based upon the pro rata share of FY 2015/16 Recharge Debt Assessments paid. The refunds were applied as credits on the Assessment invoices and allocated based upon last year's percentage of assessments paid.

September 2016:

The Assessment Year 2016-2017 Package (Production Year 2015-2016) is scheduled for presentation to the Pools at the November 10, 2016 meetings; and approval by the Advisory Committee and adoption by the Watermaster Board at the November 17, 2016 meetings.

No Assessment activity for the month to report.

ATTACHMENTS

1. Financial Report - B5

THIS PAGE
HAS
INTENTIONALLY
BEEN LEFT
BLANK
FOR PAGINATION

	1/12th (8.33%) of the Total Budget				8/12th (66.67%) of the Total Budget				100% of the Total Budget			
	For The Month of February 2017				Year-To-Date as of February 28, 2017				Fiscal Year End as of June 30, 2017			
	Actual	Budget	\$ Over(Under)	% of Budget	Actual	Budget	\$ Over(Under)	% of Budget	Projected	Budget	\$ Over(Under)	% of Budget
Income												
4010 · Local Agency Subsidies	0.00	0.00	0.00	0.0%	159,631.04	158,923.00	708.04	100.45%	159,631.04	158,923.00	708.04	100.45%
4110 · Admin Asmnts-Approp Pool	0.00	0.00	0.00	0.0%	10,059,406.05	10,002,660.00	56,746.05	100.57%	10,059,406.05	10,002,660.00	56,746.05	100.57%
4120 · Admin Asmnts-Non-Agri Pool	0.00	0.00	0.00	0.0%	255,682.35	311,996.00	-56,313.65	81.95%	255,682.35	311,996.00	-56,313.65	81.95%
4700 · Non Operating Revenues	0.00	0.00	0.00	0.0%	22,635.02	7,956.00	14,679.02	284.5%	33,500.00	19,890.00	13,610.00	168.43%
4900 · Miscellaneous Income	0.00	0.00	0.00	0.0%	0.00	0.00	0.00	0.0%	0.00	0.00	0.00	0.0%
Total Income	0.00	0.00	0.00	0.0%	10,497,354.46	10,481,535.00	15,819.46	100.15%	10,508,219.44	10,493,469.00	14,750.44	100.14%
Gross Profit	0.00	0.00	0.00	0.0%	10,497,354.46	10,481,535.00	15,819.46	100.15%	10,508,219.44	10,493,469.00	14,750.44	100.14%
Expense												
6010 · Admin. Salary/Benefit Costs	83,140.52	74,474.00	8,666.52	111.64%	675,674.41	646,572.00	29,102.41	104.5%	967,118.16	971,056.00	-3,937.84	99.59%
6020 · Office Building Expense	8,361.67	8,767.00	-405.33	95.38%	66,727.67	74,356.00	-7,628.33	89.74%	107,089.92	111,356.00	-4,266.08	96.17%
6030 · Office Supplies & Equip.	1,667.32	2,420.00	-752.68	68.9%	15,312.22	19,860.00	-4,547.78	77.1%	28,338.40	30,040.00	-1,701.60	94.34%
6040 · Postage & Printing Costs	2,546.53	3,536.00	-989.47	72.02%	39,116.96	43,903.00	-4,786.04	89.1%	61,605.78	61,852.00	-246.22	99.6%
6050 · Information Services	9,412.23	12,091.00	-2,678.77	77.85%	95,962.08	98,728.00	-2,765.92	97.2%	140,003.16	141,092.00	-1,088.84	99.23%
6060 · Contract Services	2,320.54	0.00	2,320.54	100.0%	32,819.94	30,951.50	1,868.44	106.04%	33,674.13	30,951.50	2,722.63	108.8%
6070 · Watermaster Legal Services	25,266.21	13,809.00	11,457.21	182.97%	219,902.47	145,473.00	74,429.47	151.16%	247,983.52	200,713.00	47,270.52	123.55%
6080 · Insurance	0.00	0.00	0.00	0.0%	26,253.22	31,962.00	-5,708.78	82.14%	28,753.22	31,962.00	-3,208.78	89.96%
6110 · Dues and Subscriptions	231.67	250.00	-18.33	92.67%	20,734.28	20,804.00	-69.72	99.67%	20,885.22	21,054.00	-168.78	99.2%
6140 · WM Admin Expenses	91.57	100.00	-8.43	91.57%	976.69	1,800.00	-823.31	54.26%	1,770.24	2,500.00	-729.76	70.81%
6150 · Field Supplies	0.00	500.00	-500.00	0.0%	394.82	1,350.00	-955.18	29.25%	1,289.64	1,450.00	-160.36	88.94%
6170 · Travel & Transportation	1,457.65	1,675.00	-217.35	87.02%	10,115.86	16,985.00	-6,869.14	59.56%	18,957.84	24,870.00	-5,912.16	76.23%
6190 · Training, Conferences, Seminars	2,057.05	3,050.00	-992.95	67.44%	15,126.21	24,400.00	-9,273.79	61.99%	35,968.52	36,600.00	-631.48	98.28%
6200 · Advisory Comm - WM Board	1,934.47	3,561.00	-1,626.53	54.32%	23,268.29	27,952.00	-4,683.71	83.24%	38,813.90	42,819.00	-4,005.10	90.65%
6300 · Watermaster Board Expenses	10,416.96	12,697.00	-2,280.04	82.04%	97,988.89	107,492.00	-9,503.11	91.16%	154,702.80	159,234.00	-4,531.20	97.15%
8300 · Appr PI-WM & Pool Admin	8,844.56	9,238.00	-393.44	95.74%	70,889.25	72,951.00	-2,061.75	97.17%	108,925.26	110,765.00	-1,839.74	98.34%
8400 · Agri Pool-WM & Pool Admin	3,940.16	4,963.00	-1,022.84	79.39%	28,796.44	38,564.00	-9,767.56	74.67%	53,999.62	59,176.00	-5,176.38	91.25%
8467 · Ag Legal & Technical Services	29,750.00	17,083.00	12,667.00	174.15%	150,977.50	136,668.00	14,309.50	110.47%	203,830.00	205,000.00	-1,170.00	99.43%
8470 · Ag Meeting Attend -Special	1,300.00	1,850.00	-550.00	70.27%	11,275.00	14,800.00	-3,525.00	76.18%	19,650.00	22,200.00	-2,550.00	88.51%
8471 · Ag Pool Expense	0.00	0.00	0.00	0.0%	0.00	32,500.00	-32,500.00	0.0%	35,000.00	65,000.00	-30,000.00	53.85%
8485 · Ag Pool - Misc. Exp. - Ag Fund	0.00	0.00	0.00	0.0%	545.98	400.00	145.98	136.5%	800.00	400.00	400.00	200.0%
8500 · Non-Ag PI-WM & Pool Admin	10,829.22	9,025.00	1,804.22	119.99%	65,400.58	70,562.00	-5,161.42	92.69%	102,512.78	107,152.00	-4,639.22	95.67%
9400 · Depreciation Expense	0.00	0.00	0.00	0.0%	0.00	0.00	0.00	0.0%	0.00	0.00	0.00	0.0%
9500 · Allocated G&A Expenditures	-15,044.08	-31,542.00	16,497.92	47.7%	-117,960.62	-252,337.00	134,376.38	46.75%	-249,234.24	-378,505.00	129,270.76	65.85%
6900 · Optimum Basin Mgmt Plan	152,368.47	136,033.00	16,335.47	112.01%	1,060,861.36	1,107,763.00	-46,901.64	95.77%	1,616,936.16	1,654,053.00	-37,116.84	97.76%
6950 · Mutual Agency Projects	0.00	0.00	0.00	0.0%	0.00	0.00	0.00	0.0%	0.00	0.00	0.00	0.0%
9501 · G&A Expenses Allocated-OBMP	2,577.42	6,122.00	-3,544.58	42.1%	21,987.41	48,978.00	-26,990.59	44.89%	45,006.52	73,466.00	-28,459.48	61.26%
7101 · Production Monitoring	6,910.35	6,456.00	454.35	107.04%	32,102.30	54,182.00	-22,079.70	59.25%	75,623.34	81,372.00	-5,748.66	92.94%
7102 · In-line Meter Installation	0.00	5,546.00	-5,546.00	0.0%	764.23	44,831.00	-44,066.77	1.71%	51,528.46	67,264.00	-15,735.54	76.61%
7103 · Grdwtr Quality Monitoring	7,671.22	15,269.00	-7,597.78	50.24%	152,676.29	187,938.00	-35,261.71	81.24%	262,161.36	262,397.00	-235.64	99.91%
7104 · Gdwtr Level Monitoring	16,713.78	21,297.00	-4,583.22	78.48%	143,615.18	172,230.00	-28,614.82	83.39%	244,426.50	258,416.00	-13,989.50	94.59%
7105 · Sur Wtr Qual Monitoring	0.00	0.00	0.00	0.0%	0.00	0.00	0.00	0.0%	0.00	0.00	0.00	0.0%
7107 · Ground Level Monitoring	5,855.79	13,020.00	-7,164.21	44.98%	98,444.28	175,942.99	-77,498.71	55.95%	246,264.56	270,522.99	-24,258.43	91.03%

Page 9

	1/12th (8.33%) of the Total Budget				8/12th (66.67%) of the Total Budget				100% of the Total Budget			
	For The Month of February 2017				Year-To-Date as of February 28, 2017				Fiscal Year End as of June 30, 2017			
	Actual	Budget	\$ Over(Under)	% of Budget	Actual	Budget	\$ Over(Under)	% of Budget	Projected	Budget	\$ Over(Under)	% of Budget
7108 · Hydraulic Control Monitoring	56,442.39	40,181.00	16,261.39	140.47%	318,814.18	383,966.00	-65,151.82	83.03%	525,249.50	544,931.00	-19,681.50	96.39%
7109 · Recharge & Well Monitoring Prorg	1,721.40	1,943.00	-221.60	88.6%	5,972.90	15,546.00	-9,573.10	38.42%	16,003.00	23,318.00	-7,315.00	68.63%
7200 · PE2- Comp Recharge Pgm	17,534.21	17,856.00	-321.79	98.2%	843,382.63	959,672.86	-116,290.23	87.88%	1,239,660.26	1,277,384.86	-37,724.60	97.05%
7300 · PE3&5-Water Supply/Desalate	0.00	2,564.00	-2,564.00	0.0%	0.00	21,296.00	-21,296.00	0.0%	15,157.20	31,972.00	-16,814.80	47.41%
7400 · PE4- Mgmt Plan	22,389.90	21,418.00	971.90	104.54%	244,595.29	436,315.00	-191,719.71	56.06%	490,139.04	522,241.00	-32,101.96	93.85%
7500 · PE6&7-CoopEfforts/SaltMgmt	0.00	4,348.00	-4,348.00	0.0%	9,216.80	35,263.00	-26,046.20	26.14%	42,496.00	52,912.00	-10,416.00	80.31%
7600 · PE8&9-StorageMgmt/Conj Use	9,167.28	9,149.00	18.28	100.2%	26,879.05	75,498.00	-48,618.95	35.6%	103,132.36	113,336.00	-10,203.64	91.0%
7690 · Recharge Improvement Debt Pymt	0.00	0.00	0.00	0.0%	1,129,867.43	4,395,744.10	-3,265,876.67	25.7%	4,009,734.86	5,525,944.10	-1,516,209.24	72.56%
7700 · Inactive Well Protection Prgm	0.00	42.00	-42.00	0.0%	0.00	332.00	-332.00	0.0%	250.00	500.00	-250.00	50.0%
9502 · G&A Expenses Allocated-Projects	12,466.66	25,420.00	-12,953.34	49.04%	95,973.21	203,359.00	-107,385.79	47.19%	204,227.72	305,039.00	-100,811.28	66.95%
Total Expense	500,343.12	474,211.00	26,132.12	105.51%	5,735,450.68	9,725,553.45	-3,990,102.77	58.97%	11,350,434.71	13,123,806.45	-1,773,371.74	86.49%
Net Ordinary Income	-500,343.12	-474,211.00	-26,132.12	105.51%	4,761,903.78	755,981.55	4,005,922.23	629.9%	-842,215.27	-2,630,337.45	1,788,122.18	32.02%
Other Income												
4210 · Approp Pool-Replenishment	0.00	0.00	0.00	0.0%	959,063.76	0.00	959,063.76	100.0%	959,063.76	0.00	959,063.76	100.0%
4220 · Non-Ag Pool-Replenishment	0.00	0.00	0.00	0.0%	15,798.22	0.00	15,798.22	100.0%	15,798.22	0.00	15,798.22	100.0%
4225 · Interest Income	0.00	0.00	0.00	0.0%	5,762.11	0.00	5,762.11	100.0%	12,024.22	0.00	12,024.22	100.0%
4226 · LAIF Fair Market Value	0.00	0.00	0.00	0.0%	0.00	0.00	0.00	0.0%	0.00	0.00	0.00	0.0%
4500 · Groundwater Sales	0.00	0.00	0.00	0.0%	0.00	0.00	0.00	0.0%	570,000.00	0.00	570,000.00	100.0%
4501 Other Income	0.00	0.00	0.00	0.0%	980,624.09	0.00	980,624.09	100.0%	1,556,886.20	0.00	1,556,886.20	100.0%
Other Expense												
5010 · Groundwater Replenishment	0.00	0.00	0.00	0.0%	2,471,040.00	0.00	2,471,040.00	100.0%	2,471,040.00	0.00	2,471,040.00	100.0%
5100 · Other Water Purchases	0.00	0.00	0.00	0.0%	0.00	0.00	0.00	0.0%	570,000.00	0.00	570,000.00	100.0%
9200 · Interest Expense	0.00	0.00	0.00	0.0%	0.00	0.00	0.00	0.0%	0.00	0.00	0.00	0.0%
9251 · Other Post Employment Benefits	0.00	0.00	0.00	0.0%	0.00	0.00	0.00	0.0%	0.00	0.00	0.00	0.0%
9996 · Refund-Excess Reserves-Approp.	0.00	0.00	0.00	0.0%	31,189.00	0.00	31,189.00	100.0%	31,189.00	0.00	31,189.00	100.0%
9997 · Refund-Excess Reserves-NonAg	0.00	0.00	0.00	0.0%	3,509.00	0.00	3,509.00	100.0%	3,509.00	0.00	3,509.00	100.0%
9998 · Refund-Recharge Debt-Approp.	0.00	0.00	0.00	0.0%	155,824.00	0.00	155,824.00	100.0%	155,824.00	0.00	155,824.00	100.0%
9999 · To/(From) Reserves	0.00	0.00	0.00	0.0%	158,251.00	0.00	158,251.00	100.0%	158,251.00	0.00	158,251.00	100.0%
Total Other Expense	0.00	0.00	0.00	0.0%	2,819,813.00	0.00	2,819,813.00	100.0%	3,389,813.00	0.00	3,389,813.00	100.0%
Net Other Income	0.00	0.00	0.00	0.0%	-1,839,188.91	0.00	-1,839,188.91	100.0%	-1,832,926.80	0.00	-1,832,926.80	100.0%
Net Income	-500,343.12	-474,211.00	-26,132.12	105.51%	2,922,714.87	755,981.55	2,166,733.32	386.61%	-2,675,142.07	-2,630,337.45	-44,804.62	101.7%

Note: Please see the staff report (Financial Report-B5) for additional detailed information on the account categories.

CHINO BASIN WATERMASTER

- I. CONSENT CALENDAR**
- C. WATER TRANSACTION**

CHINO BASIN WATERMASTER

NOTICE

OF

APPLICATION(S)

RECEIVED FOR

WATER TRANSACTIONS – ACTIVITIES

Date of Notice:

March 2, 2017

This notice is to advise interested persons that the attached application(s) will come before the Watermaster Board on or after 30 days from the date of this notice.

NOTICE OF APPLICATION(S) RECEIVED

Date of Application: **January 30, 2017**

Date of this notice: **March 2, 2017**

Please take notice that the following Application has been received by Watermaster:

- Notice of Sale or Transfer – The purchase of 3,000.000 acre-feet of water from Cucamonga Valley Water District by Fontana Water Company. This purchase is made from Cucamonga Valley Water District’s storage account.

This *Application* will first be considered by each of the respective pool committees on the following dates:

Appropriative Pool: March 9, 2017

Non-Agricultural Pool: March 9, 2017

Agricultural Pool: March 10, 2017

This *Application* will be scheduled for consideration by the Advisory Committee *no earlier than thirty days from the date of this notice and a minimum of twenty-one calendar days* after the last pool committee reviews it.

After consideration by the Advisory Committee, the *Application* will be considered by the Board.

Unless the *Application* is amended, parties to the Judgment may file *Contests* to the *Application* with Watermaster *within seven calendar days* of when the last pool committee considers it. Any *Contest* must be in writing and state the basis of the *Contest*.

Watermaster address:

Chino Basin Watermaster
9641 San Bernardino Road
Rancho Cucamonga, CA 91730

Tel: (909) 484-3888
Fax: (909) 484-3890

CHINO BASIN WATERMASTER

NOTICE OF TRANSFER OF WATER

Notification Dated: March 2, 2017

A party to the Judgment has submitted a proposed transfer of water for Watermaster approval. Unless contrary evidence is presented to Watermaster that overcomes the rebuttable presumption provided in Section 5.3(b)(iii) of the Peace Agreement, Watermaster must find that there is “no material physical injury” and approve the transfer. Watermaster staff is not aware of any evidence to suggest that this transfer would cause material physical injury and hereby provides this notice to advise interested persons that this transfer will come before the Watermaster Board on or after 30 days from the date of this notice. The attached staff report will be included in the meeting package at the time the transfer begins the Watermaster process (comes before Watermaster).

THIS PAGE
HAS
INTENTIONALLY
BEEN LEFT
BLANK
FOR PAGINATION



CHINO BASIN WATERMASTER

9641 San Bernardino Road, Rancho Cucamonga, Ca 91730
Tel: (909) 484.3888 Fax: (909) 484-3890 www.cbwm.org

PETER KAVOUNAS, P.E.
General Manager

DATE: March 2, 2017
TO: Watermaster Interested Parties
SUBJECT: Summary and Analysis of Application for Water Transaction

Summary –

There does not appear to be a potential material physical injury to a party or to the basin from the proposed transaction as presented.

Issue –

- Notice of Sale or Transfer – The purchase of 3,000,000 acre-feet of water from Cucamonga Valley Water District by Fontana Water Company. This purchase is made from Cucamonga Valley Water District's storage account.

Recommendation –

1. Continue monitoring as planned in the Optimum Basin Management Program.
2. Use all new or revised information when analyzing the hydrologic balance and report to Watermaster if a potential for material physical injury is discovered, and
3. Approve the transaction as presented.

Fiscal Impact –

- None
- May reduce assessments under the 85/15 rule
- Reduce desalter replenishment costs

Background

The Court approved the Peace Agreement, the Implementation Plan and the goals and objectives identified in the OBMP Phase I Report on July 13, 2000, and ordered Watermaster to proceed in a manner consistent with the Peace Agreement. Under the Peace Agreement, Watermaster approval is required for applications to store, recapture, recharge or transfer water, as well as for applications for credits or reimbursements and storage and recovery programs.

Where there is no material physical injury, Watermaster must approve the transaction. Where the request for Watermaster approval is submitted by a party to the Judgment, there is a rebuttable presumption that most of the transactions do not result in Material Physical Injury to a party to the Judgment or the Basin (Storage and Recovery Programs do not have this presumption).

The following application for water transaction is attached with the notice of application.

- Notice of Sale or Transfer – The purchase of 3,000,000 acre-feet of water from Cucamonga Valley Water District by Fontana Water Company. This purchase is made from Cucamonga Valley Water District's storage account.

Notice of the water transaction identified above was mailed on March 2, 2015 along with the materials submitted by the requestors.

DISCUSSION

Water transactions occur each year and are included as production by the respective entity (if produced) in any relevant analyses conducted by Wildermuth Environmental pursuant to the Peace Agreement and the Rules & Regulations. There is no indication additional analysis regarding this transaction is necessary at this time. As part of the OBMP Implementation Plan, continued measurement of water levels and the installation of extensometers are planned. Based on no real change in the available data, we cannot conclude that the proposed water transaction will cause material physical injury to a party or to the Basin.

**CONSOLIDATED WATER TRANSFER FORMS:
 FORM 3: APPLICATION FOR SALE OR TRANSFER OF RIGHT TO PRODUCE WATER FROM STORAGE
 FORM 4: APPLICATION OR AMENDMENT TO APPLICATION TO RECAPTURE WATER IN STORAGE
 FORM 5: APPLICATION TO TRANSFER ANNUAL PRODUCTION RIGHT OR SAFE YIELD**

FISCAL YEAR 2016 - 2017

DATE REQUESTED: 1-30-2017

AMOUNT REQUESTED: 3,000.00 Acre-Feet

TRANSFER FROM (SELLER / TRANSFEROR):			TRANSFER TO (BUYER / TRANSFEREE):		
Cucamonga Valley Water District			Fontana Water Company		
Name of Party			Name of Party		
10440 Ashford Street			15966 Arrow Route		
Street Address			Street Address		
Rancho Cucamonga	CA	91730	Fontana	CA	92335
City	State	Zip Code	City	State	Zip Code
(909) 937-2591			(909) 822-2201		
Telephone			Telephone		
(909) 476-8032			(909) 823-5046		
Facsimile			Facsimile		

Have any other transfers been approved by Watermaster between these parties covering the same fiscal year? Yes No

PURPOSE OF TRANSFER:

- Pump when other sources of supply are curtailed
- Pump to meet current or future demand over and above production right
- Pump as necessary to stabilize future assessment amounts
- Other, explain _____

WATER IS TO BE TRANSFERRED FROM:

- Annual Production Right (Appropriative Pool) or Operating Safe Yield (Non-Agricultural Pool)
- Storage
- Annual Production Right / Operating Safe Yield first, then any additional from Storage
- Other, explain _____

WATER IS TO BE TRANSFERRED TO:

- Annual Production Right / Operating Safe Yield (common)
- Storage (rare)
- Other, explain _____

Consolidated Forms 3, 4 & 5 cont.

IS THE 85/15 RULE EXPECTED TO APPLY? (If yes, all answers below must be "yes.") Yes No
Is the Buyer an 85/15 Party? Yes No
Is the purpose of the transfer to meet a current demand over and above production right? Yes No
Is the water being placed into the Buyer's Annual Account? Yes No

IF WATER IS TO BE TRANSFERRED FROM STORAGE:	
Varies	2016 - 2017
Projected Rate of Recapture	Projected Duration of Recapture
METHOD OF RECAPTURE (e.g. pumping, exchange, etc.):	
Pumping	
PLACE OF USE OF WATER TO BE RECAPTURED:	
Chino Basin Management Zone 3	
LOCATION OF RECAPTURE FACILITIES (IF DIFFERENT FROM REGULAR PRODUCTION FACILITIES):	
N/A	

WATER QUALITY AND WATER LEVELS

Are the Parties aware of any water quality issues that exist in the area? Yes No

If yes, please explain:

Of the wells routinely pumped, current perchlorate levels range from ND to 8.7 ppb (before treatment) and nitrate levels (as N) range from 2.1 to 9.1 ppm as of December 2016.

What are the existing water levels in the areas that are likely to be affected?

Static water levels ranging from 314 feet bgs to 699 feet bgs as of December 2016.

MATERIAL PHYSICAL INJURY

Are any of the recapture wells located within Management Zone 1? Yes No

Is the Applicant aware of any potential Material Physical Injury to a party to the Judgment or the Basin that may be caused by the action covered by the application? Yes No


If yes, what are the proposed mitigation measures, if any, that might reasonably be imposed to ensure that the action does not result in Material Physical Injury to a party to the Judgment or the Basin?

SAID TRANSFER SHALL BE CONDITIONED UPON:

- (1) Transferee shall exercise said right on behalf of Transferor under the terms of the Judgment, the Peace Agreement, the Peace II Agreement, and the Management Zone 1 Subsidence Management Plan for the period described above. The first water produced in any year shall be that produced pursuant to carry-over rights defined in the Judgment. After production of its carry-over rights, if any, the next (or first if no carry-over rights) water produced by Transferee from the Chino Basin shall be that produced hereunder.
- (2) Transferee shall put all waters utilized pursuant to said Transfer to reasonable beneficial use.
- (3) Transferee shall pay all Watermaster assessments on account of the water production hereby Transferred.
- (4) Any Transferee not already a party must Intervene and become a party to the Judgment.

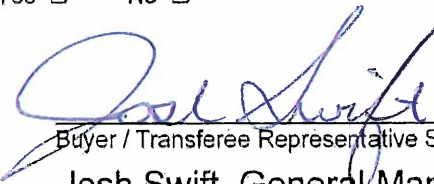
ADDITIONAL INFORMATION ATTACHED

Yes No



Seller / Transferor Representative Signature
Martin E. Zvirbulis, General Manager/CEO

Seller / Transferor Representative Name (Printed)



Buyer / Transferee Representative Signature
Josh Swift, General Manager

Buyer / Transferee Representative Name (Printed)

TO BE COMPLETED BY WATERMASTER STAFF:

DATE OF WATERMASTER NOTICE: _____

DATE OF APPROVAL FROM APPROPRIATIVE POOL: _____

DATE OF APPROVAL FROM NON-AGRICULTURAL POOL: _____

DATE OF APPROVAL FROM AGRICULTURAL POOL: _____

HEARING DATE, IF ANY: _____

DATE OF ADVISORY COMMITTEE APPROVAL: _____

DATE OF BOARD APPROVAL: _____

THIS PAGE
HAS
INTENTIONALLY
BEEN LEFT
BLANK
FOR PAGINATION

CHINO BASIN WATERMASTER

I. CONSENT CALENDAR

D. APPLICATION FOR RECHARGE

CHINO BASIN WATERMASTER

NOTICE
OF
APPLICATION(S)
RECEIVED FOR
RECHARGE

Date of Notice:

March 2, 2017

This notice is to advise interested persons that the attached application(s) will come before the Watermaster Board on or after 30 days from the date of this notice.

NOTICE OF APPLICATION(S) RECEIVED

Date of Application: **February 15, 2017** Date of this notice: **March 2, 2017**

Please take notice that the following Application has been received by Watermaster:

- Notice of Application for Recharge – On February 15, 2017 Fontana Water Company submitted an Application for Recharge for 500.000 acre-feet to be recharged into the Vulcan Basin.

Appropriative Pool: March 9, 2017

Non-Agricultural Pool: March 9, 2017

Agricultural Pool: March 10, 2017

This *Application* will be scheduled for consideration by the Advisory Committee *no earlier than thirty days from the date of this notice and a minimum of twenty-one calendar days* after the last pool committee reviews it.

After consideration by the Advisory Committee, the *Application* will be considered by the Board.

Unless the *Application* is amended, parties to the Judgment may file *Contests* to the *Application* with Watermaster *within seven calendar days* of when the last pool committee considers it. Any *Contest* must be in writing and state the basis of the *Contest*.

Watermaster address:

Chino Basin Watermaster
9641 San Bernardino Road
Rancho Cucamonga, CA 91730

Tel: (909) 484-3888
Fax: (909) 484-3890

CHINO BASIN WATERMASTER

NOTICE OF APPLICATION FOR RECHARGE

Notification Dated: March 2, 2017

A party to the Judgment has submitted a proposed Application for Recharge for Watermaster approval. Unless contrary evidence is presented to Watermaster that overcomes the rebuttable presumption provided in Section 5.3(b)(iii) of the Peace Agreement, Watermaster must find that there is “no material physical injury” and approve the Application. Watermaster staff is not aware of any evidence to suggest that this recharge would cause material physical injury and hereby provides this notice to advise interested persons that this Application will come before the Watermaster Board on or after 30 days from the date of this notice. The attached staff report will be included in the meeting package at the time the Application begins the Watermaster process (comes before Watermaster).

THIS PAGE
HAS
INTENTIONALLY
BEEN LEFT
BLANK
FOR PAGINATION



CHINO BASIN WATERMASTER

9641 San Bernardino Road, Rancho Cucamonga, Ca 91730
Tel: 909.484.3888 Fax: 909.484.3890 www.cbwm.org

PETER KAVOUNAS, P.E.
General Manager

STAFF REPORT

DATE: March 9, 2017 (Appropriative and Non-Agricultural Pools)
March 10, 2017 (Agricultural Pool)

TO: Pool Committee Members

SUBJECT: Fontana Water Company Application for Recharge

SUMMARY

Issue: On February 15, 2017, Fontana Water Company submitted an Application for Recharge for up to 500.000 acre-feet to be recharged into the Vulcan Basin.

Recommendation: Approve Fontana Water Company's Application for Recharge and direct Watermaster staff to account for this supplemental water recharged in Fontana Water Company's existing Local Supplemental Storage account contingent upon the competition of the conditional requirements listed in Attachment 3.

Financial Impact: None

Future Consideration

Appropriative Pool – March 9, 2017: Needed action

Non-Agricultural Pool – March 9, 2017: Needed action

Agricultural Pool – March 10, 2017: Needed action

Advisory Committee – April 20, 2017: Needed action

Watermaster Board – April 27, 2017: Needed action [Within WM Duties and Powers or Advisory Committee Approval Required or Normal Course of Business]

ACTIONS:

Appropriative Pool – March 9, 2017:

Non-Agricultural Pool – March 9, 2017:

Agricultural Pool – March 10, 2017:

Advisory Committee – April 20, 2017:

Watermaster Board – April 27, 2017:

BACKGROUND

The Court approved the Peace Agreement, the OBMP Implementation Plan and the goals and objectives identified in the OBMP Phase I Report on July 13, 2000, and ordered Watermaster to proceed in a manner consistent with the Peace Agreement. Under the Peace Agreement, Watermaster approval is required for Applications to store, recapture, recharge or transfer water, as well as for Applications for credits or reimbursements and storage and recovery programs.

Where there is no Material Physical Injury, Watermaster must approve the application. Where the request for Watermaster approval is submitted by a Party to the Judgment, there is a rebuttable presumption that most of the proposed activities do not result in Material Physical Injury to a Party to the Judgment or the Basin (Storage and Recovery Programs do not have this presumption).

In December 2011, Fontana Water Company submitted an Application for a Local Storage Agreement. The Application identified the maximum quantity of the storage account to be 10,000.00 acre-feet to be placed into a Local Supplemental Storage Account. The Application stated the purpose of storing the water is to stabilize or reduce future water costs. The Application stated that the method of placement in storage is via percolation/recharge.

DISCUSSION

On February 15, 2017, Fontana Water Company submitted an Application for Recharge for up to 500 acre-feet. The Application states that the method of recharge is percolation into the Vulcan basin. (See Attachment 1.) The Application identifies the source of water to be treated Lytle Creek Surface Water. Attached to the Application is a Certificate of Analysis for the water quality. (See Attachment 2)

If and when approved, Fontana Water Company intends recharge the water into the Vulcan Basin to offset over-production during the 2016-2017 fiscal year. This recharge, consistent with that of other Parties that have submitted Applications for Recharge and have Local Storage Agreements, will be placed in its Local Supplemental Storage account and will be tracked by Watermaster Staff. Per the Peace II Agreement and 2015 Safe Yield Reset Agreement awaiting the Court's determination, losses will be applied to all water placed into a Local Supplemental Storage Account in a similar manner to all other water in storage. The total volume held in local storage accounts is pending a future determination, and the recommendation as written is intended to be consistent with prior recharge and storage application recommendations.

Should the water not be used in the fiscal year for over-production, the water will be placed into storage. An Application to Recapture Water in Storage will need to be submitted, prior to recapture. If the method and location of recapture from storage is to exchange with other groundwater producers in the Basin, when such an exchange is proposed, Fontana Water Company and the other Party will need to submit appropriate water transfer forms, which include the recapture plan.

Wildermuth Environmental Inc. (WEI) performed a Material Physical Injury analysis of the Application for Recharge. WEI prepared a letter, dated February 28, 2017, which states that certain conditions should be met before approval of recharge can occur. (See Attachment 3) Those conditions are: 1) Two borehole tests be conducted producing clean soil samples within the extended recharge area, 2) The recharge event be conducted in a 2-acre area in the southeast corner of the Basin and the recharge area's berms not come in contact with the Basin's side slopes, 3) The recharge area be scraped to remove any recently deposited fill material, 4) The water used in the basin be consistent with the source indicated in Form 2a of the Recharge Application, and 5) The recharged water be conveyed from the source directly and only to the recharge area.

ATTACHMENTS

1. FWC Recharge Application
2. Weck Laboratories, Inc Certificate of Analysis, Title 22 Monitoring Report
3. February 28, 2017 letter from WEI to Watermaster: "Fontana Water Company February 15, 2017 Request and Application to Recharge up to 500 acre-ft in the Vulcan Conservation Basin"

THIS PAGE
HAS
INTENTIONALLY
BEEN LEFT
BLANK
FOR PAGINATION

FONTANA WATER COMPANY

A DIVISION OF SAN GABRIEL VALLEY WATER COMPANY

15966 ARROW ROUTE • P.O. BOX 987, FONTANA, CALIFORNIA 92334 • (909) 822-2201

February 15, 2017

Mr. Peter Kavounas
General Manager
Chino Basin Watermaster
9641 San Bernardino Road
Rancho Cucamonga, California 91730

Subject: Fontana Water Company Recharge Application

Dear Mr. Kavounas:

Enclosed herewith is Fontana Water Company's Application for Recharge dated February 2, 2017.

In order to provide Fontana Water Company with the most flexibility to utilize its water supply assets, we respectfully request Watermaster to recharge supplemental water treated at Fontana Water Company's Sandhill Surface Water Treatment Plant (Sandhill) and delivered into the Chino Basin. The quantity of water recharged by Fontana Water Company may include up to 500 acre feet. This application to recharge water into the Vulcan Basin is intended to offset a portion of Fontana Water Company's over-production during the 2016-2017 fiscal year.

The supplemental water Fontana Water Company is requesting to be recharged is currently treated at Fontana Water Company's Sandhill Treatment Plant. The water will be delivered through the company's distribution system to the recharge facility. The supplemental water is treated to potable standards and is not anticipated to pose any adverse impacts to existing water quality.

Please acknowledge receipt of this letter and enclosure by signing the enclosed copy. If you have any question or need additional information please contact me at (909) 201-7338.

Very truly yours,



Cristopher I. Fealy, P.E.
Water Resources Manager

CIF:bf
Enclosure

ACKNOWLEDGEMENT

Receipt of this letter and enclosure
is hereby acknowledged.

CHINO BASIN WATERMASTER

By: _____
Title: _____
Date: _____



COPY

FONTANA WATER COMPANY

A DIVISION OF SAN GABRIEL VALLEY WATER COMPANY

15966 ARROW ROUTE • P.O. BOX 987, FONTANA, CALIFORNIA 92334 • (909) 822-2201

February 15, 2017

Mr. Peter Kavounas
General Manager
Chino Basin Watermaster
9641 San Bernardino Road
Rancho Cucamonga, California 91730

Subject: Fontana Water Company Recharge Application

Dear Mr. Kavounas:

Enclosed herewith is Fontana Water Company's Application for Recharge dated February 2, 2017.

In order to provide Fontana Water Company with the most flexibility to utilize its water supply assets, we respectfully request Watermaster to recharge supplemental water treated at Fontana Water Company's Sandhill Surface Water Treatment Plant (Sandhill) and delivered into the Chino Basin. The quantity of water recharged by Fontana Water Company may include up to 500 acre feet. This application to recharge water into the Vulcan Basin is intended to offset a portion of Fontana Water Company's over-production during the 2016-2017 fiscal year.

The supplemental water Fontana Water Company is requesting to be recharged is currently treated at Fontana Water Company's Sandhill Treatment Plant. The water will be delivered through the company's distribution system to the recharge facility. The supplemental water is treated to potable standards and is not anticipated to pose any adverse impacts to existing water quality.

Please acknowledge receipt of this letter and enclosure by signing the enclosed copy. If you have any question or need additional information please contact me at (909) 201-7338.

Very truly yours,

Christopher L. Fealy, P.E.
Water Resources Manager

CIF:bf

Enclosure

ACKNOWLEDGEMENT

Receipt of this letter and enclosure
is hereby acknowledged.

CHINO BASIN WATERMASTER

By: _____
Title: _____
Date: _____

Form 2a - Application for Supplemental Water Recharge

Applicant Information and Recharge Request			
Person	Fontana Water Company (FWC)	Date Requested	2/15/17
Contact (individual)	Cris Fealy	Date Approved	
Street Address	15966 Arrow Route	Proposed Period of Time Covered by	02/2017 to 06/2017
City	Fontana Water Comapny	Recharge Application (mm/yyyy to mm/yyyy)	
State	CA	Requested Total Amount of Recharge	500
Zip Code	92335	Over the Application Period (AF)	
Telephone	909-822-2201	Approved Total Amount of Recharge	
Fax	909-823-5046	Over the Application Period (AF)	
Email	cifealy@fontanawater.com		

Source(s) of Supply (check box and provide supporting information)	
<input type="checkbox"/>	State Water Project
<input type="checkbox"/>	Colorade River Aqueduct
<input checked="" type="checkbox"/>	Local Supplemental (identify source and attach source water quality characterization including TDS and TN; use as many sheets as necessary) Treated Lytle Creek Surface Water
<input type="checkbox"/>	Recycled Water (identify source and attach source water quality characterization including TDS and TN; use as many sheets as necessary)
<input type="checkbox"/>	Other (identify source and attach source water quality characterization including TDS and TN; use as many sheets as necessary)

Method of Recharge (check box and provide supporting information)	
<input checked="" type="checkbox"/>	Surface Spreading
	Recharge Basin Name(s) Vulcan Basin
	Expected Period of Recharge (mm/dd to mm/dd) Varies
	Depth to Water in Recharge Area (ft-bgs) Unknown
	Water Quality in Recharge Area (attach characterization) Treated to Potable Standards.
<input type="checkbox"/>	Injection
	Well Names and Locations (attach well completion report if not on file with the Watermaster)
	Expected Period of Recharge (mm/dd to mm/dd)
	Depth to Water in Recharge Area (ft-bgs)
	Water Quality in Recharge Area (attach characterization)
<input type="checkbox"/>	In-Lieu Exchange
	Treatment Plant and Turnout
	Share of Safe Yield (percent and AFY)
	Carryover Right, if Applicable (AF)
	Water in Storage (AF)
	Pumping Capacity (mgd or AFM)
	Expected Period of Recharge (mm/dd to mm/dd)
	Depth to Water in Area Impacted by In-Lieu Recharge (ft-bgs)
	Water Quality in Area Impacted by In-Lieu Recharge (attach characterization)

Form 2a - Application for Supplemental Water Recharge

Material Physical Injury

Is the applicant aware of any potential material physical injury to a Party to the Judgment or the Basin that may be caused by the action covered by the Application?

YES NO

If yes what are the proposed mitigation measures, if any, that might reasonably be imposed to ensure that the action does not result in Material Physical Injury to a Party or the Basin (provide list of mitigation measures and rationale either below or attach one to this application)

Fontana Water Company will insure property owner Vulcan Materials Company (VMC) complies with all Watermaster staff requests.

BY:



Applicant

3/1/17
Date

To Be Completed by Watermaster

Is the Person a Party to the Judgment that has:

Previously contributed to the implementation of the OBMP?

YES NO

Is in compliance with their continuing covenants under the Peace Agreement?

YES NO

(If answer to previous question is NO)

Paid or delivered to Watermaster "financial equivalent" consideration to offset the past performance prior to the OBMP implementation?

YES NO

Promised continued future compliance with Watermaster Rules and Regulations?

YES NO

Date of Approval from Appropriative Pool (mm/dd/yyyy)

Date of Approval from Overlying Non-Ag Pool (mm/dd/yyyy)

Date of Approval from Overlying Ag Pool (mm/dd/yyyy)

Hearing Date (if any) (mm/dd/yyyy)

Date of Approval by Advisory Committee (mm/dd/yyyy)

Date of Approval from Board (mm/dd/yyyy)

Recharge Agreement Number



WECK LABORATORIES, INC.

Analytical Laboratory Service Since 1964

Certificate of Analysis

Report Date: 03/04/16 17:07
Received Date: 01/25/16 14:40

Client: San Gabriel Valley Water Company - Fontana
P. O. Box 6010
El Monte, CA 91734

Turnaround Time: 5 workdays

Attn: John Catone

Phone: (909) 201-7331

Project: Title 22 Monitoring

Fax: (626) 582-1571

P.O.#:

Dear John Catone :

Enclosed are the results of analyses for samples received 1/25/2016 with the Chain of Custody document. The samples were received in good condition, at 3.8 °C and on ice. All analysis met the method criteria except as noted below or in the report with data qualifiers.

Lab Sample ID: 6A25063-01 Sample ID: Sandhill Treated 3610041-003 Matrix: Water

Sampled by: John Catone/Eric T.

Sampled: 01/25/16 09:10

Sample Note:

Analyte	Result	Qualifier	Units	RL	Dil	Method	Prepared	Analyzed	Analyst	Batch
Calcium, Total	37.7		mg/l	0.100	1	EPA 200.7	01/26/16 12:26	01/26/16 16:52	jck	W6A1320
Iron, Total	ND		ug/l	10	1	EPA 200.7	01/26/16 12:26	01/26/16 16:52	jck	W6A1320
Potassium, Total	2.3		mg/l	0.10	1	EPA 200.7	01/26/16 12:26	01/26/16 16:52	jck	W6A1320
Magnesium, Total	9.04		mg/l	0.100	1	EPA 200.7	01/26/16 12:26	01/26/16 16:52	jck	W6A1320
Mercury, Total	53		mg/l	0.50	1	EPA 200.7	01/26/16 12:26	01/26/16 16:52	jck	W6A1320
Nitron, Total	150		ug/l	1.0	1	EPA 200.8	01/26/16 13:20	01/29/16 18:30	APA	W6A1383
Aluminum, Total	17		ug/l	5.0	1	EPA 200.8	01/26/16 13:20	01/29/16 18:30	APA	W6A1383
Antimony, Total	ND		ug/l	0.50	1	EPA 200.8	01/26/16 13:20	01/29/16 18:30	APA	W6A1383
Arsenic, Total	1.9		ug/l	0.40	1	EPA 200.8	01/26/16 13:20	01/29/16 10:03	APA	W6A1383
Barium, Total	32		ug/l	0.50	1	EPA 200.8	01/26/16 13:20	01/29/16 18:30	APA	W6A1383
Beryllium, Total	ND		ug/l	0.10	1	EPA 200.8	01/26/16 13:20	01/29/16 18:30	APA	W6A1383
Cadmium, Total	ND		ug/l	0.10	1	EPA 200.8	01/26/16 13:20	01/29/16 18:30	APA	W6A1383
Chromium, Total	0.63		ug/l	0.20	1	EPA 200.8	01/26/16 13:20	01/29/16 10:03	APA	W6A1383
Copper, Total	1.1		ug/l	0.50	1	EPA 200.8	01/26/16 13:20	01/29/16 18:30	APA	W6A1383
Lead, Total	ND		ug/l	0.20	1	EPA 200.8	01/26/16 13:20	01/29/16 18:30	APA	W6A1383
Manganese, Total	0.45		ug/l	0.20	1	EPA 200.8	01/26/16 13:20	01/29/16 18:30	APA	W6A1383
Nickel, Total	1.2		ug/l	0.80	1	EPA 200.8	01/26/16 13:20	01/29/16 18:30	APA	W6A1383
Selenium, Total	0.61		ug/l	0.40	1	EPA 200.8	01/26/16 13:20	01/29/16 10:03	APA	W6A1383
Silver, Total	ND		ug/l	0.20	1	EPA 200.8	01/26/16 13:20	01/29/16 18:30	APA	W6A1383
Thallium, Total	ND		ug/l	0.20	1	EPA 200.8	01/26/16 13:20	01/29/16 18:30	APA	W6A1383
Zinc, Total	ND		ug/l	5.0	1	EPA 200.8	01/26/16 13:20	01/29/16 18:30	APA	W6A1383
Chloride, Total	66		mg/l	0.50	1	EPA 300.0	01/27/16 11:45	01/27/16 16:07	atl	W6A1465
Fluoride, Total	0.22		mg/l	0.10	1	EPA 300.0	01/27/16 11:45	01/27/16 16:07	atl	W6A1465
Sulfate as SO4	60		mg/l	0.50	1	EPA 300.0	01/27/16 11:45	01/27/16 16:07	atl	W6A1465
1,2-Dibromo-3-chloropropane	0.010		ug/l	0.010	1	EPA 504.1	01/27/16 08:37	01/27/16 21:11	mmr	W6A1439
1,2-Dibromoethane (EDB)	ND		ug/l	0.020	1	EPA 504.1	01/27/16 08:37	01/27/16 21:11	mmr	W6A1439
Surrogate: Decachlorobiphenyl	82 %		%	70-130		Concentration: 0.0	01/26/16 08:24	02/03/16 11:11		
Surrogate: Tetrachloro-meta-xylene	85 %		%	70-130		Concentration: 0.0	01/26/16 08:24	02/03/16 11:11		
DDD	ND		ug/l	0.010	1	EPA 508	01/26/16 08:24	02/03/16 11:11	par	W6A1346

Lab#: 6A25063-01

Page 1 of 9





Certificate of Analysis

Lab Sample ID: 6A25063-01 Sample ID: Sandhill Treated 3610041-003 Matrix: Water

Sampled by: John Catone/Eric T.

Sampled: 01/25/16 09:10

Sample Note:

Table with columns: Analyte, Result, Qualifier, Units, RL, Dil, Method, Prepared, Analyzed, Analyst, Batch. Lists various pesticides and their detection results.

Lab#: 6A25063-01

Page 2 of 6





Certificate of Analysis

Lab Sample ID: 6A25063-01 Sample ID: Sandhill Treated 3610041-003 Matrix: Water

Sampled by: John Catone/Eric T.

Sampled: 01/25/16 09:10

Sample Note:

Table with columns: Analyte, Result, Qualifier, Units, RL, Dil, Method, Prepared, Analyzed, Analyst, Batch. Lists various chemical analytes and their detection results.

Lab#: 6A25063-01

Page 3 of 5





Certificate of Analysis

Lab Sample ID: 6A25063-01 Sample ID: Sandhill Treated 3610041-003 Matrix: Water

Sampled by: John Catone/Eric T.

Sampled: 01/25/16 09:10

Sample Note:

Table with columns: Analyte, Result, Qualifier, Units, RL, Dil, Method, Prepared, Analyzed, Analyst, Batch. Lists various chemical compounds and their detection results.





Certificate of Analysis

Lab Sample ID: 6A25063-01 Sample ID: Sandhill Treated 3610041-003 Matrix: Water

Sampled by: John Catone/Eric T.

Sampled: 01/25/16 09:10

Sample Note:

Table with columns: Analyte, Result, Qualifier, Units, RL, Dil, Method, Prepared, Analyzed, Analyst, Batch. Rows include Alkalinity as CaCO3, Bicarbonate Alkalinity as HCO3, Carbonate Alkalinity as CaCO3, Hydroxide Alkalinity as CaCO3, Color, Specific Conductance (EC), Chromium 6+, Cyanide, Total, 2,3,7,8-TCDD (Dioxin), Total Anions, Total Cations, Total hardness as CaCO3, Mercury, Total, Langelier Index @ 60 C, Langelier Index @ Source Temp, MBAS, Nitrate as N, NO2+NO3 as N, Nitrite as N, Threshold Odor Number, Perchlorate, pH, Total Dissolved Solids, Turbidity.

Case Narrative:





Certificate of Analysis

Report Date: 03/30/16 17:31 Received Date: 02/22/16 14:40

Client: San Gabriel Valley Water Company - Fontana P. O. Box 6010 El Monte, CA 91734

Turnaround Time: Normal

Phone: (909) 201-7331

Attn: John Catone

Fax: (626) 582-1571

Project: Resample 525.2

P.O.#:


Dear John Catone :

Enclosed are the results of analyses for samples received 2/22/2016 with the Chain of Custody document. The samples were received in good condition, at 1.7 °C and on ice. All analysis met the method criteria except as noted below or in the report with data qualifiers.


Table with columns: Analyte, Result, Qualifier, Units, RL, Dil, Method, Prepared, Analyzed, Analyst, Batch. Includes rows for Surrogate: 1,3-Dimethyl-2-nitrobenzene, Surrogate: Perylene-d12, Surrogate: Triphenyl phosphate, and various pesticides like Alachlor, Atrazine, etc.

ie Narrative:

Lab#: 6B22058-01



Clinical Laboratory of San Bernardino, Inc.



Fontana - San Gabriel Valley
11142 Garvey Ave
El Monte CA, 91734-2010

Project: Drinking Water
Sub Project: Chrome VI Monitoring
Project Manager: John Catone

Work Order: 16A1334
Received: 01/19/16 13:20
Reported: 02/02/16

Sandhill Post Treated 16A1334-01 (Water) Sample Date: 01/19/16 9:40 Sampler: John Catone

Analyte	Method	Result	Rep. Limit	MCL	Units	Prepared	Analyzed	Batch	Qualifier
---------	--------	--------	------------	-----	-------	----------	----------	-------	-----------

General Chemical Analyses


Nitrate as N (NO ₃ -N)	EPA 300.0	0.77	0.40	10	mg/L	01/19/16	01/19/16	1604035	
-----------------------------------	-----------	------	------	----	------	----------	----------	---------	--

ND Analyte NOT DETECTED at or above the reporting limit

Gregory Nelson
Project Manager



Clinical Laboratory of San Bernardino, Inc.



Fontana - San Gabriel Valley
11142 Garvey Ave
El Monte CA, 91734-2010

Project: Drinking Water
Sub Project: Chrome VI Monitoring
Project Manager: John Catone

Work Order: 16A1334
Received: 01/19/16 13:20
Reported: 02/02/16

Sandhill Post Treated 16A1334-01 (Water) Sample Date: 01/19/16 9:40 Sampler: John Catone

Analyte	Method	Result	Rep. Limit	MCL	Units	Prepared	Analyzed	Batch	Qualifier
---------	--------	--------	------------	-----	-------	----------	----------	-------	-----------

Metals

Chromium (+6)	EPA 218.6	0.98	1.0	10	ug/L	01/19/16	01/19/16	1604070	J
---------------	-----------	------	-----	----	------	----------	----------	---------	---

J Detected below the Reporting Limit; reported concentration is estimated; (J-Flag)

ND Analyte NOT DETECTED at or above the reporting limit

A handwritten signature in black ink, appearing to read 'Gregory Nelson'.

Gregory Nelson
Project Manager



Work Orders: 6119073
Project: CCR Monitoring

Report Date: 10/07/2016
Received Date: 9/19/2016
Turnaround Time: Normal
Phones: (909) 201-7331
Fax: (626) 582-1571
P.O. #:

Attn: John Catone
Client: San Gabriel Valley Water Company - Fontana
P. O. Box 6010
El Monte, CA 91734

Dear John Catone :

Enclosed are the results of analyses for samples received 9/19/2016 with the Chain-of-Custody document. The samples were received in good condition, at 2.2 °C and on ice. All analysis met the method criteria except as noted in the case narrative or in the report with data qualifiers.

Sample Results

Sample: 3003 - Sandhill - Treated
6119073-01 (Water)
Sampled: 09/19/16 9:50 by John Cantone

Analyte	Result	MRL	Units	DIL	Analyzed	Qualifier
Method: _Various	Batch ID: [CALC]	Instr: [CALC]	Prepared: 09/19/16 15:47	Analyst: lac		
Total Anions	3.5	0.23	meq/l	1	09/21/16 14:10	
Total Cations	3.0	0.038	meq/l	1	09/20/16 12:20	
Total hardness as CaCO3	69	0.66	mg/l	1	09/20/16 12:20	
Method: EPA 200.7	Batch ID: W610993	Instr: ICP02	Prepared: 09/19/16 15:47	Analyst: JCK		
Boron, Total	76	10	ug/l	1	09/20/16 12:20	
Calcium, Total	15.3	0.100	mg/l	1	09/20/16 12:20	
Iron, Total	ND	10	ug/l	1	09/20/16 12:20	
Magnesium, Total	7.57	0.100	mg/l	1	09/20/16 12:20	
Potassium, Total	2.1	0.10	mg/l	1	09/20/16 12:20	
Sodium, Total	36	0.50	mg/l	1	09/20/16 12:20	
Method: EPA 314.0	Batch ID: W610994	Instr: LCO8_Channel1	Prepared: 09/19/16 16:02	Analyst: jan		
Perchlorate	ND	2.0	ug/l	1	09/20/16 09:31	
Method: EPA 300.0	Batch ID: W611000	Instr: LCO4	Prepared: 09/19/16 16:46	Analyst: lac		
Chloride, Total	57	0.50	mg/l	1	09/20/16 00:13	
Fluoride, Total	ND	0.10	mg/l	1	09/20/16 00:13	
Sulfate as SO4	22	0.50	mg/l	1	09/20/16 00:13	
Method: EPA 140.1	Batch ID: W611003	Instr: Inst	Prepared: 09/19/16 17:06	Analyst: mbc		
Threshold Odor Number	1.0	1.0	T.O.N.	1	09/19/16 19:35	
Method: SM 4500H+-B	Batch ID: W611004	Instr: Inst	Prepared: 09/19/16 17:12	Analyst: mnq		
pH	7.75	0.10	Units	1	09/19/16 20:32	



WECK LABORATORIES, INC.

Certificate of Analysis

FINAL REPORT

Sample Results

(Continued)

Sample: 3003 - Sandhill - Treated
6119073-01 (Water)

Sampled: 09/19/16 9:50 by John Cantone
(Continued)

Analyte	Result	MRL	Units	DN	Analyzed	Qualifier
Method: EPA 353.2	Batch ID: W611024	Instr: AA03	Prepared: 09/20/16 09:12	Analyst: AJK		
Nitrate as N	0.25	0.10	mg/l	1	09/20/16 11:58	
Nitrite as N	ND	100	ug/l	1	09/20/16 13:40	
NO2+NO3 as N	250	100	ug/l	1	09/20/16 11:58	
Method: SM 2120B	Batch ID: W611031	Instr: Inst	Prepared: 09/20/16 10:04	Analyst: ymt		
Color	ND	3.0	Color Units	1	09/20/16 16:20	
Method: EPA 180.1	Batch ID: W611051	Instr: TURB01	Prepared: 09/20/16 12:25	Analyst: dmn		
Turbidity	ND	0.10	NTU	1	09/20/16 16:53	
Method: SM 2320B	Batch ID: W611060	Instr: AA02	Prepared: 09/20/16 13:12	Analyst: dmn		
Alkalinity as CaCO3	71	10	mg/l	1	09/21/16 14:10	
Bicarbonate Alkalinity as HCO3	97	10	mg/l	1	09/21/16 14:10	
Carbonate Alkalinity as CaCO3	ND	2.0	mg/l	1	09/21/16 14:10	
Hydroxide Alkalinity as CaCO3	ND	2.0	mg/l	1	09/21/16 14:10	
Method: SM 2510B	Batch ID: W611061	Instr: AA02	Prepared: 09/20/16 13:30	Analyst: dmn		
Specific Conductance (EC)	360	2.0	umhos/cm	1	09/20/16 14:24	
Method: SM 5540C	Batch ID: W611080	Instr: UVVIS03	Prepared: 09/20/16 15:49	Analyst: nat		
MBAS	ND	0.050	mg/l	1	09/20/16 17:22	
Method: EPA 245.1	Batch ID: W611139	Instr: Cetac	Prepared: 09/21/16 12:21	Analyst: apa		
Mercury, Total	ND	0.050	ug/l	1	09/28/16 13:56	
Method: SM 2540C	Batch ID: W611206	Instr: Inst	Prepared: 09/22/16 11:56	Analyst: ymt		
Total Dissolved Solids	180	10	mg/l	1	09/22/16 18:25	
Method: EPA 200.8	Batch ID: W611235	Instr: Elan	Prepared: 09/22/16 16:01	Analyst: APA		
Aluminum, Total	8.2	5.0	ug/l	1	10/02/16 18:06	
Antimony, Total	ND	0.50	ug/l	1	10/02/16 18:06	
Arsenic, Total	0.90	0.40	ug/l	1	10/03/16 17:37	
Barium, Total	21	0.50	ug/l	1	10/02/16 18:06	
Beryllium, Total	ND	0.10	ug/l	1	10/02/16 18:06	
Cadmium, Total	ND	0.10	ug/l	1	10/02/16 18:06	
Chromium, Total	0.27	0.20	ug/l	1	10/03/16 17:37	
Copper, Total	1.4	0.50	ug/l	1	10/02/16 18:06	
Lead, Total	ND	0.20	ug/l	1	10/02/16 18:06	
Manganese, Total	0.51	0.20	ug/l	1	10/02/16 18:06	
Nickel, Total	ND	0.80	ug/l	1	10/02/16 18:06	
Selenium, Total	ND	0.40	ug/l	1	10/03/16 17:37	
Silver, Total	ND	0.20	ug/l	1	10/02/16 18:06	
Thallium, Total	ND	0.20	ug/l	1	10/02/16 18:06	
Zinc, Total	ND	5.0	ug/l	1	10/02/16 18:06	
Method: EPA 524.2	Batch ID: W611337	Instr: GCMS14	Prepared: 09/26/16 09:09	Analyst: rdt		
1,1,2-Tetrachloroethane	ND	0.10	0.50	ug/l	1	09/26/16 21:23
1,1,1-Trichloroethane	ND	0.11	0.50	ug/l	1	09/26/16 21:23
1,1,1,2-Tetrachloroethane	ND	0.20	0.50	ug/l	1	09/26/16 21:23

6119073





WECK LABORATORIES, INC.

Certificate of Analysis

FINAL REPORT

Sample Results

(Continued)

Sample: 3003 - Sandhill - Treated
6119073-01 (Water)

Sampled: 09/19/16 9:50 by John Cantone
(Continued)

Analyte	Result	MDL	MRL	Units	Dil	Analyzed	Qualifier
Method: EPA 524.2 (Continued)						Prepared: 09/26/16 09:09	Analyst: rdt
Batch ID: W611337							
Instr: GCMS14							
1,1,2-Trichloroethane	ND	0.19	0.50	ug/l	1	09/26/16 21:23	
1,1-Dichloroethane	ND	0.12	0.50	ug/l	1	09/26/16 21:23	
1,1-Dichloroethene	ND	0.16	0.50	ug/l	1	09/26/16 21:23	
1,1-Dichloropropene	ND	0.14	0.50	ug/l	1	09/26/16 21:23	
1,2,3-Trichlorobenzene	ND	0.19	0.50	ug/l	1	09/26/16 21:23	
1,2,3-Trichloropropane	ND	0.22	0.50	ug/l	1	09/26/16 21:23	
1,2,4-Trichlorobenzene	ND	0.17	0.50	ug/l	1	09/26/16 21:23	
1,2,4-Trimethylbenzene	ND	0.20	0.50	ug/l	1	09/26/16 21:23	
1,2-Dichloroethane	ND	0.12	0.50	ug/l	1	09/26/16 21:23	
1,2-Dichloropropane	ND	0.13	0.50	ug/l	1	09/26/16 21:23	
1,3,5-Trimethylbenzene	ND	0.17	0.50	ug/l	1	09/26/16 21:23	
1,3-Dichloropropane	ND	0.11	0.50	ug/l	1	09/26/16 21:23	
1,3-Dichloropropene, Total	ND	0.15	0.50	ug/l	1	09/26/16 21:23	
2,2-Dichloropropane	ND	0.17	0.50	ug/l	1	09/26/16 21:23	
2-Butanone	ND	0.72	5.0	ug/l	1	09/26/16 21:23	
2-Chloroethyl vinyl ether	ND	0.61	1.0	ug/l	1	09/26/16 21:23	
Chlorotoluene	ND	0.15	0.50	ug/l	1	09/26/16 21:23	
Hexanone	ND	1.2	5.0	ug/l	1	09/26/16 21:23	
4-Chlorotoluene	ND	0.15	0.50	ug/l	1	09/26/16 21:23	
4-Methyl-2-pentanone	ND	0.56	5.0	ug/l	1	09/26/16 21:23	
Benzene	ND	0.15	0.50	ug/l	1	09/26/16 21:23	
Bromobenzene	ND	0.15	0.50	ug/l	1	09/26/16 21:23	
Bromochloromethane	ND	0.15	0.50	ug/l	1	09/26/16 21:23	
Bromodichloromethane	5.6	0.090	0.50	ug/l	1	09/26/16 21:23	
Bromoform	4.2	0.19	0.50	ug/l	1	09/26/16 21:23	
Bromomethane	ND	0.49	0.50	ug/l	1	09/26/16 21:23	
Carbon tetrachloride	ND	0.12	0.50	ug/l	1	09/26/16 21:23	
Chlorobenzene	ND	0.15	0.50	ug/l	1	09/26/16 21:23	
Chloroethane	ND	0.17	0.50	ug/l	1	09/26/16 21:23	
Chloroform	2.4	0.12	0.50	ug/l	1	09/26/16 21:23	
Chloromethane	ND	0.11	0.50	ug/l	1	09/26/16 21:23	
cis-1,2-Dichloroethene	ND	0.11	0.50	ug/l	1	09/26/16 21:23	
cis-1,3-Dichloropropene	ND	0.11	0.50	ug/l	1	09/26/16 21:23	
Dibromochloromethane	8.6	0.20	0.50	ug/l	1	09/26/16 21:23	
Dibromomethane	ND	0.20	0.50	ug/l	1	09/26/16 21:23	
Dichlorodifluoromethane (Freon 12)	ND	0.12	0.50	ug/l	1	09/26/16 21:23	
Di-isopropyl ether	ND	0.80	2.0	ug/l	1	09/26/16 21:23	
Ethyl tert-butyl ether	ND	0.40	2.0	ug/l	1	09/26/16 21:23	
Styrene	ND	0.21	0.50	ug/l	1	09/26/16 21:23	
Freon 113	ND	0.27	5.0	ug/l	1	09/26/16 21:23	

6119073



Sample Results

(Continued)

Sample: 3003 - Sandhill - Treated
6119073-01 (Water)

Sampled: 09/19/16 9:50 by John Cantone
(Continued)

Analyte	Result	MDL	MRL	Units	Dil	Analyzed	Qualifier	
Method: EPA 524.2 (Continued)		Batch ID: W611337		Instr: GCMS14		Prepared: 09/26/16 09:09		Analyst: rdt
Hexachlorobutadiene	ND	0.40	0.50	ug/l	1	09/26/16 21:23		
Isopropylbenzene	ND	0.18	0.50	ug/l	1	09/26/16 21:23		
m,p-Xylene	ND	0.33	0.50	ug/l	1	09/26/16 21:23		
m-Dichlorobenzene	ND	0.14	0.50	ug/l	1	09/26/16 21:23		
Methyl tert-butyl ether (MTBE)	ND	0.19	2.0	ug/l	1	09/26/16 21:23		
Methylene chloride	ND	0.14	0.50	ug/l	1	09/26/16 21:23		
Naphthalene	ND	0.42	0.50	ug/l	1	09/26/16 21:23		
n-Butylbenzene	ND	0.29	0.50	ug/l	1	09/26/16 21:23		
n-Propylbenzene	ND	0.18	0.50	ug/l	1	09/26/16 21:23		
o-Dichlorobenzene	ND	0.19	0.50	ug/l	1	09/26/16 21:23		
o-Xylene	ND	0.20	0.50	ug/l	1	09/26/16 21:23		
p-Dichlorobenzene	ND	0.18	0.50	ug/l	1	09/26/16 21:23		
p-Isopropyltoluene	ND	0.25	0.50	ug/l	1	09/26/16 21:23		
sec-Butylbenzene	ND	0.24	0.50	ug/l	1	09/26/16 21:23		
Styrene	ND	0.19	0.50	ug/l	1	09/26/16 21:23		
Tert-amyl methyl ether	ND	0.59	2.0	ug/l	1	09/26/16 21:23		
n-Butylbenzene	ND	0.18	0.50	ug/l	1	09/26/16 21:23		
Trichloroethene	ND	0.18	0.50	ug/l	1	09/26/16 21:23		
THMs, Total	21	0.60	2.0	ug/l	1	09/26/16 21:23		
Toluene	ND	0.14	0.50	ug/l	1	09/26/16 21:23		
trans-1,2-Dichloroethene	ND	0.11	0.50	ug/l	1	09/26/16 21:23		
trans-1,3-Dichloropropene	ND	0.15	0.50	ug/l	1	09/26/16 21:23		
Trichloroethene	ND	0.18	0.50	ug/l	1	09/26/16 21:23		
Trichlorofluoromethane	ND	0.18	0.50	ug/l	1	09/26/16 21:23		
Vinyl chloride	ND	0.18	0.50	ug/l	1	09/26/16 21:23		
Xylenes, Total	ND	0.33	1.0	ug/l	1	09/26/16 21:23		
Surrogate(s)								
1,2-Dichlorobenzene-d4	78%		70-130	Conc: 7.76		09/26/16 21:23		
4-Bromofluorobenzene	80%		70-130	Conc: 7.99		09/26/16 21:23		
Method: EPA 335.4		Batch ID: W611609		Instr: AA01		Prepared: 09/29/16 11:35		Analyst: mbc
Cyanide, Total	ND		5.0	ug/l	1	09/29/16 21:55		
Method: EPA 218.6		Batch ID: W611635		Instr: LC03		Prepared: 09/29/16 16:13		Analyst: pjs
Chromium 6+	0.21		0.020	ug/l	1	09/29/16 16:14		
Method: SM 2330B		Batch ID: W611708		Instr: Inst		Prepared: 09/30/16 15:19		Analyst: jck
Langeller Index @ 60 C	-0.072		-10.0	N/A	1	09/30/16 15:39		
Langeller Index @ Source Temp	-0.516		-10.0	N/A	1	09/30/16 15:39		





February 28, 2017

Chino Basin Watermaster
Attention: Justin Nakano, Environmental Specialist
9641 San Bernardino Road
Rancho Cucamonga, CA 91730

Subject: Fontana Water Company February 15, 2017 Request and Application to Recharge up to 500 acre-ft in the Vulcan Conservation Basin

Dear Mr. Nakano,

Wildermuth Environmental, Inc. (WEI) has previously reviewed the use of the Vulcan Basin for artificial recharge of storm water and supplemental water with the Vulcan Material's Corporation's (VMC) Local Storage Agreement Application (September 12, 2012) and WEI's Materials Physical Injury Analysis for the Vulcan Materials Corporation's Application for Local Storage Agreement (October 3, 2012). On November 1, 2012, WEI prepared a letter report to Watermaster assessing potential sources of contamination and pathways of concern that could result from the recharge of water that would be acquired and recharged by the VMC in the then existing unimproved basin.

In September 2014, VMC requested from Watermaster authorization to conduct a 100 acre-ft recharge test in the Vulcan Basin. In response to VMC's request, WEI recommended a conditional requirement prior to conducting the recharge test – excavate a borehole to a depth of 60 ft-bgs and sample and test the soils at 5-foot intervals for arsenic and total petroleum hydrocarbons (TPH). The basis for this requirement is that in the central and southeast portion of the basin, sufficient soil testing below the basin floor has not been historically conducted. In January 2015, VMC complied with this requirement and excavated and tested two 60-foot boreholes. Based on our review of the data and the scale of the proposed 100 acre-ft recharge test, WEI determined that the recharge test VMC wished to conduct would not result in material physical injury to a party or the basin.


That said, WEI maintains that the potential for arsenic and/or TPH degradation of groundwater is still a concern for the Vulcan Basin until additional soil sampling is completed. In order for Fontana Water Company (FWC) to proceed with recharging up to 500 acre-ft, it is our recommendation at least two additional boreholes be excavated to a depth of 60 feet and sampled at 5-foot intervals for arsenic and TPH in the locations shown on Figure 1. After review of the soil sample results and deemed "clean," FWC should be allowed to proceed with their 500 acre-ft provided the additional requirements:

1. Require that the recharge event be conducted in a 2-acre area in the southeast corner of the basin and (see Figure 1). The recharge area berms shall not be in contact with the basin's side slopes.
2. Require the recharge area be scraped to remove any recently deposited fill material.
3. Require that the water used in the recharge event consist of potable water, as indicated in Form 2a of the FWC's Recharge Application.
4. Require that the recharge water be conveyed from the source to the recharge area in a closed system to ensure that the recharge water does not contact soil outside of the test recharge area.

We recommend that Watermaster require FWC prepare a recharge plan report consistent with these requirements. The recharge plan report should include drawings and tables that will enable Watermaster staff to have a precise understanding of FWC's planned recharge operations. Watermaster staff would approve the plan before the recharge event occurs. Finally, we recommend that Watermaster staff monitor the recharge event to assure compliance with the Watermaster approved plan.

Thank you the opportunity to serve the Chino Basin Watermaster on this important project. Please contact Mike Blazevic or me if you have any questions.

Wildermuth Environmental, Inc.




Mark J. Wildermuth, PE
President and Principal Engineer



Michael A. Blazevic, PG
Supervising Scientist I



Garrett Rapp, PE
Staff Engineer II



Prepared by:

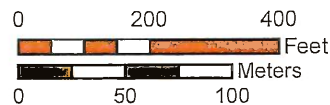


23692 Bircher Drive
 Lake Forest, CA 92630
 949.420.3030
 www.weiwater.com

Author: GR

Date: 2/28/2017

Name: 20170222_VulcanPit_Recharge



Vulcan Pit Investigation

Vulcan Basin Soil Boring Locations and
 Recommended 500 acre-ft
 Recharge Location

Figure 1

THIS PAGE
HAS
INTENTIONALLY
BEEN LEFT
BLANK
FOR PAGINATION

CHINO BASIN WATERMASTER

III. REPORTS/UPDATES

E. INLAND EMPIRE UTILITIES AGENCY

1. MWD Update (Written)
2. State and Federal Legislative Reports
3. Community Outreach/Public Relations Report



CHINO BASIN WATERMASTER

ADVISORY COMMITTEE

April 20, 2017

INLAND EMPIRE UTILITIES AGENCY REPORTS

Discussion Items:

- IEUA Updates (Written)

Written Items:

- Water Supply Conditions
- State and Federal Legislative Reports
- Community Outreach/Public Relations Report
- IEUA Water Forum Newsletter

**CBWM Advisory Committee Meeting
April 20, 2017**

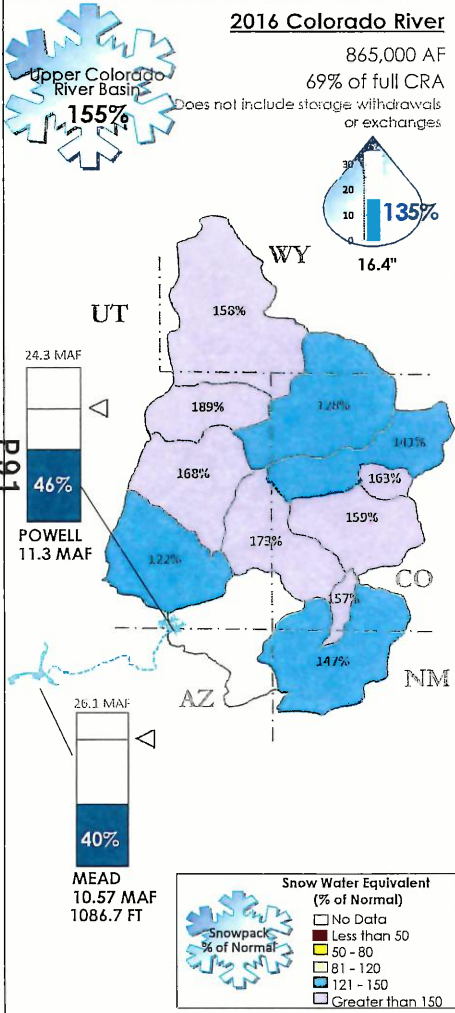
Inland Empire Utilities Agency
Water Resources Update

SALINITY UPDATE:

The population of California has significantly increased over the years to more than 39 million people. Long-term water resource planning for adequate supply of clean, safe, and affordable water to the region poses an important resource management challenge. With the recurrence of state-wide droughts, additional challenges arise and require integrated water resources planning for water reliability. The possibility that climate change may increase the frequency, intensity, and duration of droughts makes this a critical challenge.

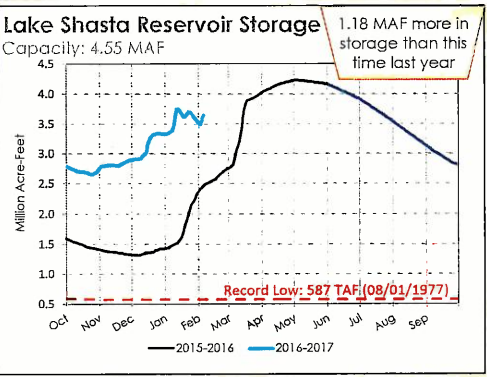
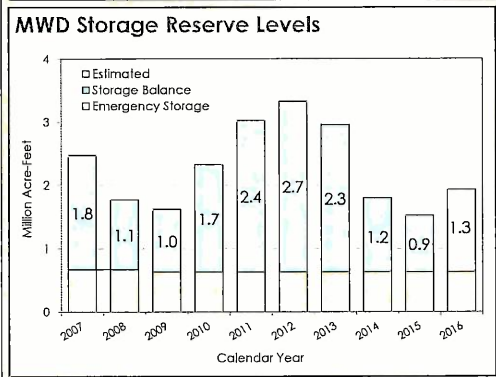
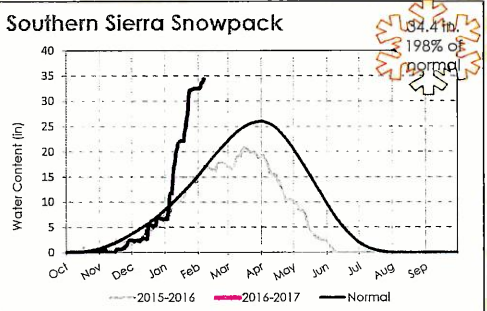
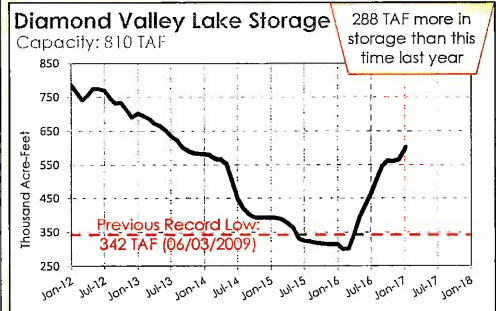
Water supply to the region has experienced an increase in salinity levels during times of drought. Recent rainfall may help postpone the anticipated continued rise in total dissolved solids (TDS), or salts. Meanwhile, the Inland Empire Utilities Agency, Chino Basin Watermaster, and Wildermuth Environmental, Inc. are working with the Regional Water Quality Control Board on a proactive approach to continue developing long-term salinity management strategies. As part of the approach, the team is proposing to update groundwater modeling and anti-degradation analyses. The project is proposed to be cost shared 50-50 between IEUA and CBWM.

On a larger scale, the Southern California Salinity Coalition (SCSC), an association of water supply and recycled water agencies, recently contracted with CDM Smith to prepare a study and evaluate salinity trends in Southern California. To support the planning and permitting required to implement recent statewide initiatives, the SCSC is exploring the multifaceted relationship between drought, conservation, and recycled water quality. The study will evaluate the long-term trends for salinity in wastewater and recycled water, and assess the influence of periodic droughts and various conservation measures.



Highlights

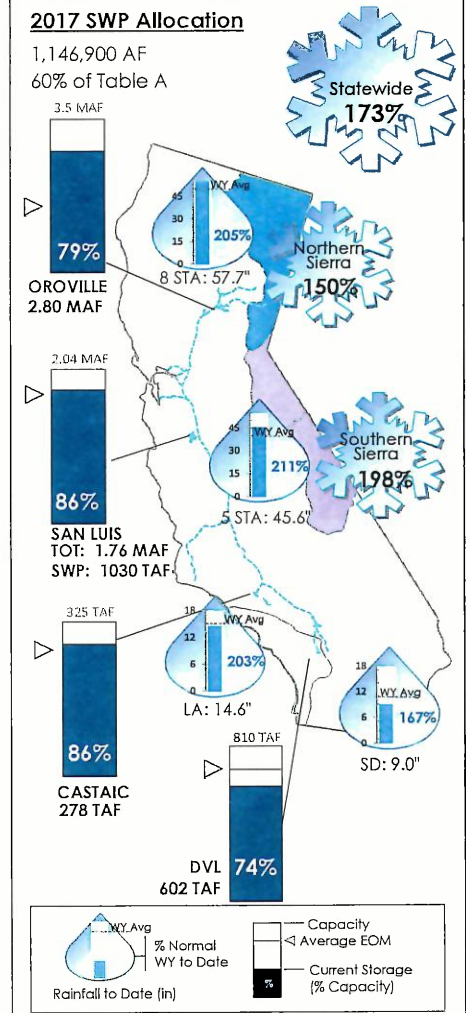
- Forecast inflow to Lake Powell upgraded to 122%.
- Northern Sierra snowpack is 150% of normal. Statewide snowpack is 171% of normal for this day.
- Diamond Valley Lake has more than 600 TAF in storage



This report is produced by the Water Resource Management and contains information from various federal, state, and local agencies. The Metropolitan Water District of Southern California cannot guarantee the accuracy or completeness of this information. Reader should refer to the relevant state, federal, and local agencies for additional or for the most up to date water supply information. Reservoirs, lakes, aqueducts, maps, watersheds, and all other visual representations on this report are not drawn to scale.

<http://www.mwdh2o.com/WSCR>

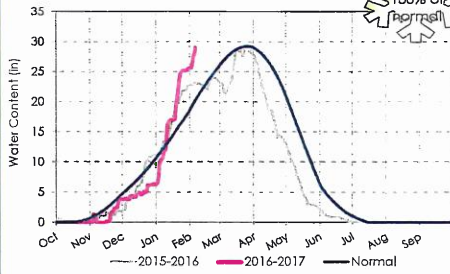
This report is best printed double sided on legal size paper (8.5" x 14") and folded in quarters



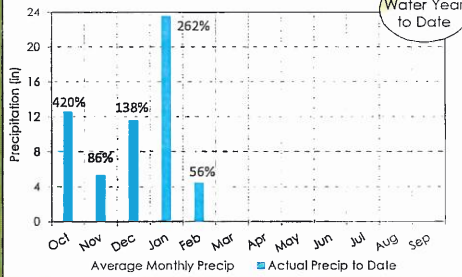
As of: 02/05/2017

State Water Project Resources

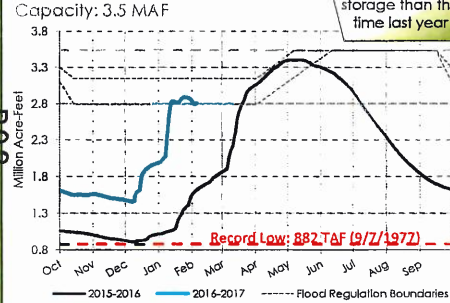
Northern Sierra Snowpack



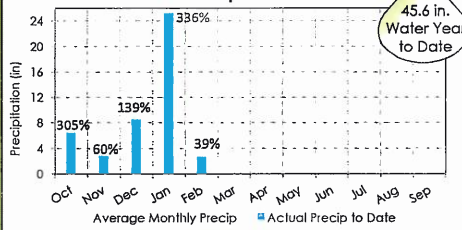
8 Station Index Precip



Oroville Reservoir Storage



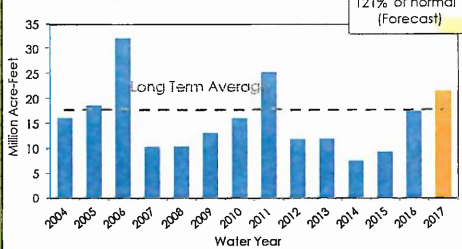
5 Station Index Precip



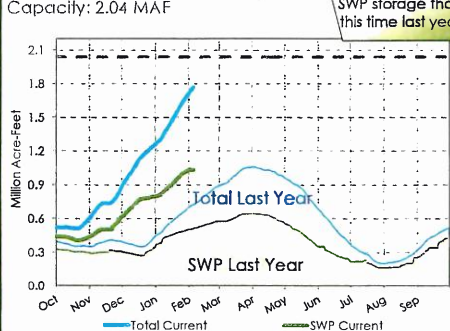
Other SWP Contract Supplies for 2017 (AF)

Transfer Supplies	TBD
Article 21 (Surplus)	TBD
Pool A/B (Purchased)	TBD
Carryover Supplies	210,000

Sacramento River Runoff



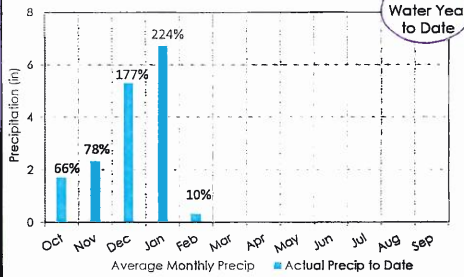
San Luis Reservoir Storage



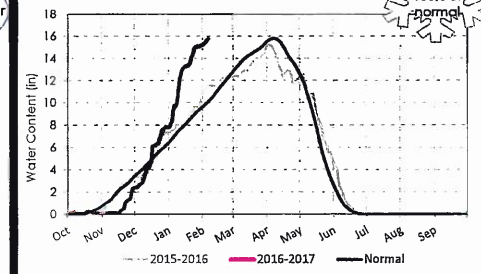
Colorado River Resources

As of: 02/05/2017

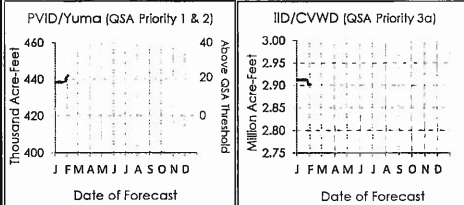
Upper Colorado Basin Precip



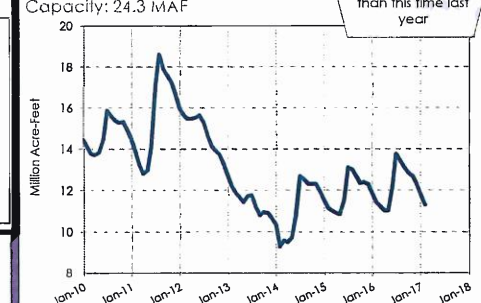
Upper Colorado Basin Snowpack



2017 Colorado River Ag Use



Lake Powell Storage

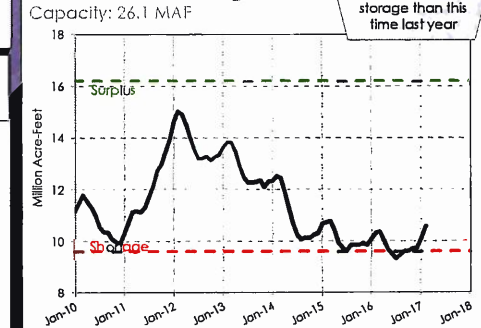


Lake Mead Shortage/Surplus Outlook

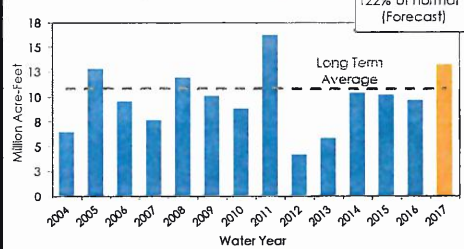
	2017	2018	2019	2020	2021
Shortage	0%	48%	60%	60%	55%
Surplus	0%	0%	5%	8%	14%

Likelihood based on results from the August 2016 USBR/Colorado River Simulation System model run.

Lake Mead Storage



Powell Unregulated Inflow





CALIFORNIA STRATEGIES, LLC

Date: March 28, 2017
To: Inland Empire Utilities Agency
From: John Withers, Jim Brulte
Re: March Activity Report

California Strategies is honored to provide consulting services to the Inland Empire Utilities Agency. In addition to our regular monthly meeting with the Senior Staff of the Agency, we continue to be available to members of the Senior Staff and Board Members throughout the year to deliver advice, answer questions or provide services consistent with the mission of IEUA.

Here is our monthly activity report:

- Participated in our monthly meeting with the Senior Staff of the Agency on March 06.
- Participated and supported the Sacramento legislative reception
- Briefed the Senior Staff on Federal Infrastructure Funding opportunities
- Discussed the planning effort for the Water Banking project in Chino Basin
- Discussed IEUA 2017 Goals and Objectives and ways that California Strategies can assist the Agency with the accomplishment of those goals.
- Participated in a continuation of previous discussion related to State Finances and Processes including Little Hoover Commission hearings on Special Districts
- Discussed the Regional Contract and the phasing of contacts with local stakeholders based on a draft being prepared in an April timeframe
- Discussed and made recommendations related to the creation of a Water Bank JPA with the City of Ontario, Monte Vista Water District and Cucamonga Valley Water District
- Consulted and advised Board member Hall on her new role as CASA Director
- And at least one Board member contacted both John Withers and Jim Brulte to solicit advice.



March 31, 2017

To: Inland Empire Utilities Agency

From: Michael Boccadoro
Beth Olhasso

RE: March Legislative Report

Overview:

Legislators spent most of March consumed by getting legislation ready for policy committee hearings. Many bills that were introduced in “spot” format were amended with operative language ahead of the April 28 policy committee deadline. Amendments to short and long-term water efficiency standards, how recycled water is treated in urban water efficiency standards, Proposition 218, and water financing were all amended providing a better look at the direction the legislation is going.

The wet winter continued and the final manual snow survey was completed March 30 which showed that the Sierra snowpack is at 183 percent of April 1 averages. Additionally, drought conditions have continued to ease in the parts limited of the state where the drought remains. Less than ten percent of the state is in any sort of drought conditions, a complete reversal of a year ago when only ten percent of the state was not impacted by drought.

Governor Brown re-appointed Tam Doduc to the State Water Resources Control Board and appointed Joaquin Esquivel to replace retiring Fran Spivey-Weber. Esquivel has served as assistant secretary for federal water policy at the California Natural Resources Agency since 2015.

The Public Policy Institute of California released the results of a statewide survey that included several questions on water. Sixty-one percent of residents say that water and flood infrastructure is very important and increases to 88 percent when adding those who believe it is somewhat important. Additionally, 51 percent state that the California WaterFix is very important, increasing to 67 percent when adding those who consider it somewhat important. Specifically, 52 percent of the Inland Empire identified the WaterFix as very important.

Finally, the Governor and Legislative leadership introduced a \$52.4 billion transportation package split evenly between local and state roads, highways and transportation infrastructure. The plan states that most of the revenue would come from an increased gas tax and increased vehicle licensing fees although specifics are not yet available. The bill needs a two-thirds vote to pass and the Governor and leadership have scheduled the bill for a vote in both houses on April 6.

Inland Empire Utilities Agency Status Report – March 2017

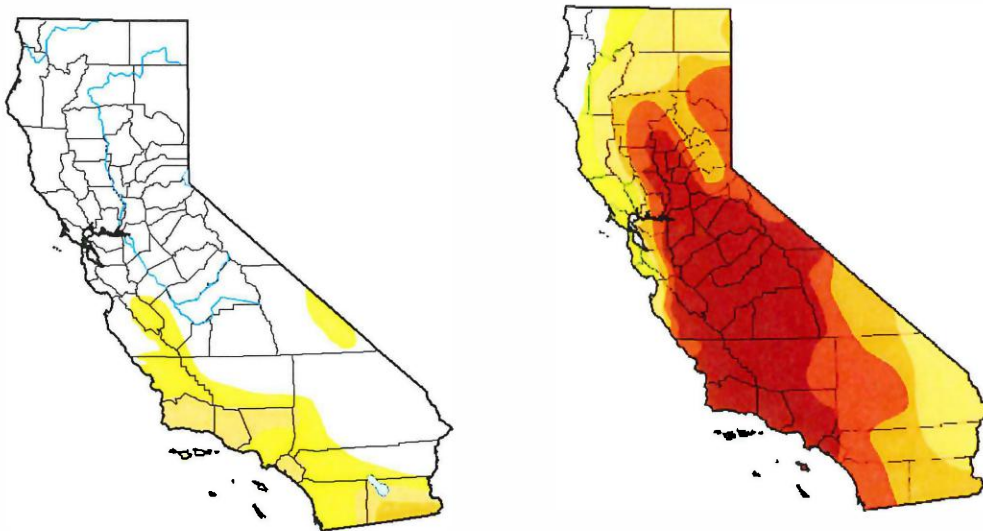
Water Supply Conditions

With every monthly measurement of the California snowpack this winter, the state’s rebound from the previous five years of drought becomes more evident. Electronic readings from 95 sites in the Sierra Nevada show an average statewide snow water equivalent (SWE) of 45.8 inches, or 164 percent of the historical average for March 30 (27.9 inches).

The March 30 manual snow survey by the Department of Water Resources (DWR) at Phillips Station in the Sierra Nevada found a SWE of 46.1 inches, 183 percent of the late March/early April long-term average at Phillips (25.2 inches).

SWE is the depth of water that theoretically would result if the entire snowpack melted instantaneously. That measurement is more important than depth in evaluating the status of the snowpack. On average, the snowpack supplies about 30 percent of California’s water needs as it melts in the spring and early summer. Additionally, the U.S. Drought Monitor shows less than ten percent of the state is facing any type of drought conditions.

March 29, 2016

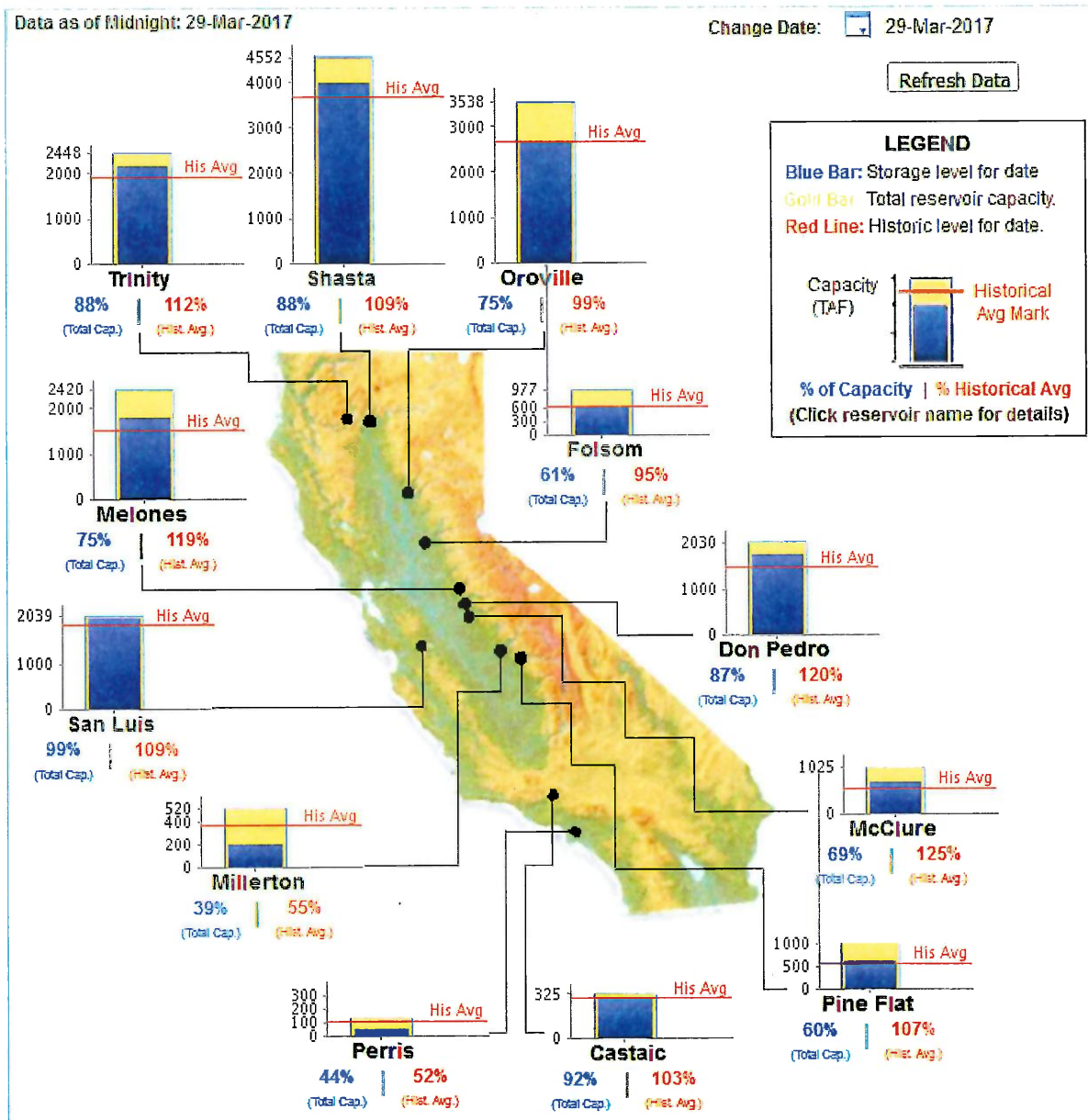


March 28, 2017

Intensity:

- | | |
|---|--|
|  D0 Abnormally Dry |  D3 Extreme Drought |
|  D1 Moderate Drought |  D4 Exceptional Drought |
|  D2 Severe Drought | |

Reservoir conditions continue to improve as well. While some Southern California reservoirs, especially those in the Santa Barbara area, continue to lag behind in storage levels, most reservoirs are reaching capacity. The major State Water Project (SWP) reservoirs are at capacity, with room left for spring runoff and large storm events. The Metropolitan Water District of Southern California (MWD) has indicated that they will likely fill Diamond Valley Lake, which is currently at 83 percent of capacity. Lake Skinner and Lake Matthews are at 85 and 93 percent capacity, respectively. MWD has also noted that they will likely be able to rely solely on SWP supplies, allowing water to refill the critically low, Lake Mead, which is only 41 percent full.



State Water Resources Control Board Appointments

Governor Brown recently made two appointments to the State Water Resources Control Board. He re-appointed Tam Doduc, a board member since 2005. Doduc served in several positions at the California Environmental Protection Agency from 2000 to 2005, including deputy secretary for environmental quality, assistant secretary for air and chemical programs, assistant secretary for agriculture and chemical programs and assistant secretary for technology certification. She was an air resources engineer at the California Air Resources Board from 1997 to 2000 and served as special assistant to the secretary at the California Environmental Protection Agency from 1995 to 1997 and from 1993 to 1994. Doduc was a water resources engineer at the State Water Resources Control Board from 1994 to 1995 and from 1989 to 1992. She has been a registered professional civil engineer since 1995. Doduc earned a Master of Business Administration degree from the University of California, Berkeley School of Business and a Master of Science degree in civil engineering from California State University, Sacramento.

Joaquin Esquivel, 34, of La Quinta, has been appointed to the State Water Resources Control Board to replace retiring vice chair, Fran Spivey-Weber. Esquivel has served as assistant secretary for federal water policy at the California Natural Resources Agency since 2015. He served in several positions in the Office of U.S. Senator Barbara Boxer from 2007 to 2015, including research assistant, legislative aide and legislative assistant for water and agriculture issues, and director of information and technology. Esquivel was a center youth manager for Gay Associated Youth from 2002 to 2004.

Both positions require Senate confirmation.

Additionally, Steve Moore is the new Vice Chair of the Board, replacing Fran Spivey-Weber.

PPIC Poll

The Public Policy Institute of California recently released the results of a statewide voter survey. The survey included questions across a diverse set of policy issues and included two questions about water. The results are below.

“The governor has proposed to improve the reliability of water supplies by building tunnels in the Sacramento–San Joaquin Delta. How important is this proposal for the future quality of life and economic vitality of California?”

	All adults	Region					Likely voters
		Central Valley	San Francisco Bay Area	Los Angeles	Orange/San Diego	Inland Empire	
Very important	51%	40%	49%	64%	48%	52%	47%
Somewhat important	26	28	23	22	31	30	25
Not too important	7	10	6	6	5	9	8
Not at all important	7	15	9	2	5	3	9
Don't know	9	8	12	6	11	6	11

“How important do you think it is for the state to be spending more money on water and flood management infrastructure in your part of California?”

	All adults	Region					Likely voters
		Central Valley	San Francisco Bay Area	Los Angeles	Orange/San Diego	Inland Empire	
Very important	61%	65%	56%	63%	60%	62%	60%
Somewhat important	27	25	28	28	30	22	30
Not too important	7	5	8	5	8	13	6
Not at all important	3	3	6	2	2	4	3
Don't know	1	2	1	2	-	-	1

Transportation Funding Deal Announced

The Governor, Speaker and Pro Tem announced a \$52.4 billion (over ten years) transportation infrastructure package.

Fix Local Streets and Transportation Infrastructure (50 percent):

- \$15 billion in "Fix-It-First" local road repairs, including fixing potholes
- \$7.5 billion to improve local public transportation
- \$2 billion to support local "self-help" communities that are making their own investments in transportation improvements
- \$1 billion to improve infrastructure that promotes walking and bicycling
- \$825 million for the State Transportation Improvement Program local contribution
- \$250 million in local transportation planning grants

Fix State Highways and Transportation Infrastructure (50 percent):

- \$15 billion in "Fix-it-First" highway repairs, including smoother pavement
- \$4 billion in bridge and culvert repairs
- \$3 billion to improve trade corridors
- \$2.5 billion to reduce congestion on major commute corridors
- \$1.4 billion in other transportation investments, including \$275 million for highway and intercity-transit improvements

To pay for all of this, the plan includes:

- \$7.3 billion by increasing diesel excise tax 20 cents
- \$3.5 billion by increasing diesel sales tax to 5.75 percent
- \$24.4 billion by increasing gasoline excise tax 12 cents
- \$16.3 billion from an annual transportation improvement fee based on a vehicle's value
- \$200 million from an annual \$100 Zero Emission Vehicle fee commencing in 2020
- \$706 million in General Fund loan repayments

The bill, SB 1 (Beall) requires a two-thirds vote and Leadership has announced a vote in both houses for April 6. Vote counters suggest that as of March 30, they are still as many as seven votes short in the Assembly. There are several two-thirds vote bills proposed early in this session including this transportation bill, authorizing cap and trade, two park bonds and a fix to Proposition 218. The fact that there are four major bills moderate Democrats and maybe Republicans are being asked to support will weigh heavily on the members willingness to support the transportation bill.

Legislative Update

The Legislature is in full swing working towards the April 28 policy committee deadline. Spot bills have been amended with substantive language, and members are working hard to move their bills out of committees.

Water Financing Bills

Both Senators Hertzberg and Monning have bills that would create a fund for clean drinking water. SB 623 (Monning) creates the “Safe, Affordable Drinking Water Fund” and is sponsored by the Community Water Center and will likely be amended to include an assessment to addresses nitrate contamination. SB 778 (Hertzberg) funds a third-party administrator in disadvantaged communities to run failing water systems. No funding source is identified yet.

Both bills will likely be amended again soon to add more detail and are sure to be among the most significant water policy bills of the year. Recent polling has shown that a majority of Californians support some sort of fee to provide safe, clean and affordable drinking water for all Californians.

Recycled Water/Efficiency Bills

There are a significant number of bills regarding recycled water, and specifically how recycled water is treated in the short and long-term water use efficiency standards.

As discussed in the last report, the WaterReuse bill (AB 574, Quirk) would re-define specific categories of recycled water. Many of the other bills seek to preemptively address how recycled water will be accounted for in the long-term conservation/efficiency measures from the administration.

AB 869 (Rubio) prohibits a retail water supplier from having to reduce recycled water use at any time. AB 869 is sponsored by several retail agencies in San Diego County.

AB 968 (Rubio) is a placeholder for ACWA’s long-term efficiency standards language. The ACWA drafting group is finalizing the language and it will be amended into the bill soon and will exclude recycled water from efficiency standards.

AB 1654 (Rubio) was recently amended with the ACWA “short term” efficiency measures language. This bill amends the Urban Water Management Plan Act and prohibits the State Water Resources Control Board from requiring conservation in a water shortage situation if an agency has identified drought proof supplies in their UWMP.

Proposition 218 Reform

Senator Bob Hertzberg has introduced two bills to address Proposition 218 reform. The bills pick up where the 2016 ACWA effort left off. SB 231 is sponsored by the California Water Foundation and addresses stormwater, specifically how to finance stormwater capture, cleanup and reuse in rates. And SCA 4 is a constitutional amendment that would address lifeline and conservation rates. The Association of California Water Agencies (ACWA) has agreed to sponsor SCA 4, and a drafting group has been working to get language to the Senator. There is still disagreement between the author's office and ACWA about what article the language will be amended into. ACWA wants complete transparency by putting it in Article 13, consistent with Proposition 218. Hertzberg's office prefers it to be in Article 10, to help the bill gain votes by avoiding Proposition 218.

The following is a list of bills WCA initially selected for IEUA to track.

Innovative Federal Strategies LLC

Comprehensive Government Relations

MEMORANDUM

To: Joe Grindstaff, Kathy Besser

From: Letitia White

Date: March 31, 2017

Re: March Monthly Legislative Update

President Trump Presents Congress with 'Skinny Budget'

President Donald Trump's first installment of his fiscal 2018 budget request, the so-called skinny budget typical for new presidents, was released on March 16. New President's often release a bare bones budget early in their presidency which serves as a top-line blueprint for their budget desires. While President Trump's skinny budget does not offer in-depth line item proposals, (those are not expected until late-May,) it does provide a look into the President's budgetary priorities and the potential fights facing congress.

President Trump is proposing historically deep budget cuts that would touch almost every federal agency and program and dramatically reorder government priorities to boost defense and security spending. Some of the deepest cutbacks are reserved for the agencies and programs Trump has often derided. The State Department would be hit with a 28 percent reduction below fiscal 2016 levels that mainly targets international aid and development assistance; the Environmental Protection Agency would face a 30 percent reduction. Additionally, at least 61 other federal programs would face elimination or budgetary cuts. Programs which enjoy widespread support such as Community Development Block Grants, the Economic Development Administration, Transportation Tiger Grants, and Corporation for Public Broadcasting are proposed to have their funding eliminated.

Some of the budget proposals biggest winners and losers can be seen in the graph below. While these numbers can certainly be concerning, it is important to note that this budget request is simply the beginning of the debate and has received dramatic pushback from members of both political parties.

Republican spending panel members also made clear that they, rather than Trump, would be shaping the bills needed to fund the government. "As I always say, the president proposes and Congress disposes," said Representative Robert Aderholt, an Alabama Republican who chairs the House subcommittee that writes the USDA funding bill. He said he knows cuts need to be made but plans on tailoring them.

Senior Senators Lindsey Graham, [R-SC] and John McCain [R-AZ] both called the proposed cuts "dead on arrival." Democrats are expected to oppose the cuts uniformly, with Senate Minority Leader Chuck Schumer [D-NY] issuing a statement saying the plans would be

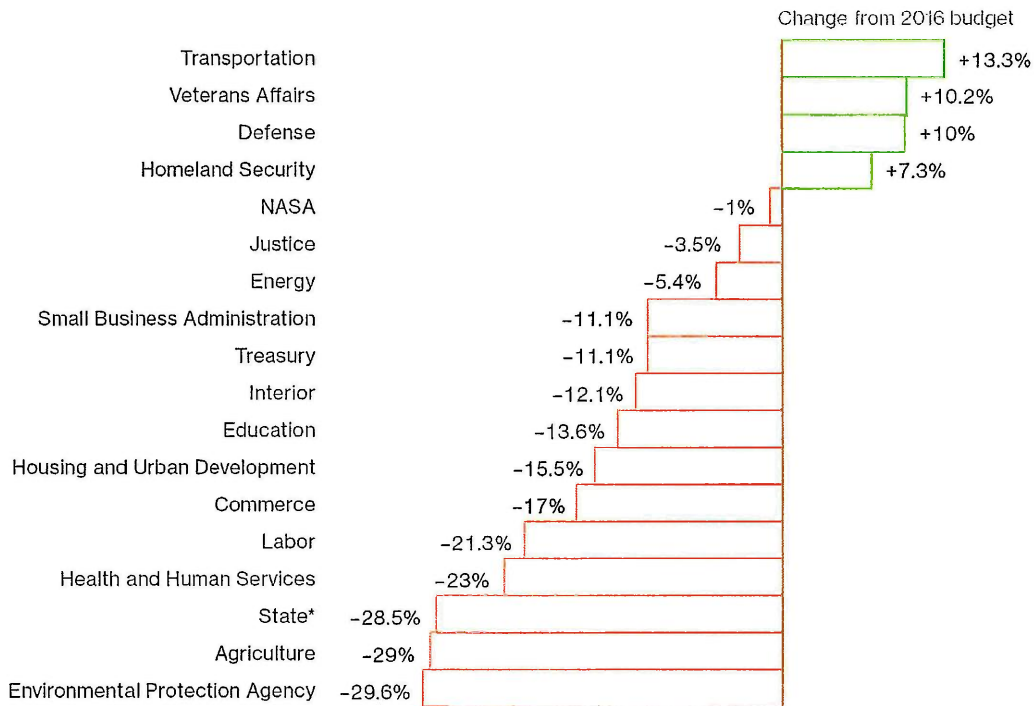
Innovative Federal Strategies LLC

“devastating to the middle class” and that Democrats will “emphatically” oppose the cuts and urge Republicans to oppose them as well.

Speaker of the House Paul Ryan [R-WI] said in a statement Thursday he welcomed the Trump blueprint because it “turns the page from the last eight years” of President Barack Obama, though he made it clear that this was just the beginning of the budgetary process and the final product would likely look nothing like President Trump’s proposal.

Winners and Losers in the Trump Budget

Proposed change in spending for select federal departments and agencies.



*Includes USAID and Treasury international programs
Source: The Office of Management and Budget

Bloomberg

House of Representatives Fails to Pass Affordable Care Act Replacement Legislation

House Republican leadership abandoned its first attempt at repealing and replacing the Affordable Care Act after being unable to secure the necessary votes to pass the legislation through the House on Friday, March 24th. After delays earlier in the week and an unpromising whip count, President Donald Trump gave a do-or-die ultimatum to House Republicans, hold a vote and replace Obamacare or leave it alone. Ultimately at the last minute it was clear there were not the votes to pass the legislation and Speaker Ryan pulled the bill from consideration on the floor.

The inability to repeal and replace Obamacare has raised doubts about Speaker Ryan and President Trump’s ability to deliver on the rest of their agenda. “I will not sugarcoat this: This is

Innovative Federal Strategies LLC

a disappointing day for us,” Ryan told reporters after pulling the legislation from the floor. “But it is not the end of the story.” While President Trump expressed praise for Speaker Ryan in public, sources inside the White house claim Trump blames the speaker for the bill’s embarrassing defeat. President Trump also took to twitter to publicly blame the House Freedom Caucus, a group of conservative lawmakers, for the failure.

House Republicans have publicly claimed that the experience was a learning lesson about the difficulty of becoming the governing party. Representative Steve Womack [R-AR] stated “We have moderates and we have ultra-conservative people in the conference. We have to re-educate ourselves in mathematics and basic arithmetic, we have to learn that we’re not just the party of no. We have to learn how to govern.” Representative Andy Barr [R-KY] echoed a similar sentiment stating “I think that this is a learning lesson and we’ve made this shift from an opposition party to a governing party, and I hope that we do learn from this experience and that we are able to not make the perfect the enemy of the good, because this is not a game.”

Following the loss Republican leaders have stated that they will now refocus their attention on tax reform. Ways and Means Chairman Kevin Brady [R-TX] released a statement that Republicans on his panel “are moving full speed ahead with President Trump on the first pro-growth tax reform in a generation.” However, some members have discussed not giving up on healthcare legislation just yet and bringing it back before the House at some point this spring.

Congressional Focus Shifts to Trump Infrastructure Promises

Following the failure of Republicans to pass legislation repealing and replacing the Affordable Care Act, congressional Republicans have begun shifting their attention towards other issues on President Donald Trump’s agenda, including infrastructure, an area many believe they may be able to find bipartisan compromise on. Prior to the failure of Obamacare repeal, Office of Management and Budget Director Mick Mulvaney stated that “the infrastructure program is something we've just recently started. It won't probably come until summer or maybe even early fall. We have to do Obamacare repeal and replace first, then tax reform second. That leaves infrastructure probably third, which may come after the August recess in Congress.” However, with Republicans looking for an opportunity expedite their agenda, some lawmakers are considering coupling infrastructure funding with tax reform.

A bipartisan group of lawmakers, Reps. John Delaney (D-Md.), Ted Yoho (R-FL) and Rodney Davis (R-IL) have pushed the concept for years. But now the group — who came to Congress together in 2013 — might have their best shot yet. Trump, who is assembling a \$1 trillion infrastructure package, signaled for the first time in a recent White House meeting that he is considering using a “repatriation” tax holiday to pay for part of his plan. The process involves taxing corporate earnings that are being stored abroad when that money returns to the U.S.

Delaney, Yoho and Davis are seizing on that momentum and renewing their effort to link international tax reform with infrastructure spending. The group introduced two bills this month aimed at tapping into cash overseas that would use the money to upgrade U.S. roads, bridges and other public works. An estimated \$2 trillion in earnings is stashed overseas, they say.

Innovative Federal Strategies LLC

The idea appears to be gaining momentum in Congress and the White House. On March 28th, White House spokesman Sean Spicer would not rule out the possibility of linking the major policy items. Meanwhile, Senate Majority Whip John Cornyn [R-TX] and Senate Commerce, Science and Transportation Chairman John Thune [R-S.D.] both expressed an openness to the idea, with Thune telling reporters, "I always thought an infrastructure bill could hitch a ride on tax reform. They could take them up separately. But I suspect it means it could get more attention and be considered earlier than was previously thought."

Congress Votes to Revoke Broadband Privacy Rules

The House and Senate both passed Congressional Review Act Resolutions in March to revoke the FCC's broadband privacy rules, sending legislation to the White House that would undo the Federal Communications Commission's (FCC) broadband privacy rules. House Republicans passed the measure on March 28th by a vote of 215-205 against fierce opposition from Democrats who were supportive of the Obama-era regulations. Representative Marshall Blackburn [R-TN] led the fight against the regulations stating "These rules are unnecessary and just another example of big government overreach."

The White House has signaled support for the measure and is expected to sign it, undoing one of President Barack Obama's top internet policy achievements. The FCC's previous Democratic majority approved the rules last October on a party-line 3-2 vote, after the agency gave itself more authority over broadband companies via its 2015 net neutrality rules.

Outlook for April

Congress is scheduled to be in session for two weeks of April, with a two-week Easter recess scheduled from April 10th-21st. Despite the two-week recess, Members will have quite a bit on their plate during the month. Congress will first have to deal with funding the government for the remainder of Fiscal Year 2017 as the current Continuing Resolution (CR) will expire on April 28th. Congress has expressed an optimism that they will be able to pass the necessary legislation, with Senator Jerry Moran [R-KS] stating that the house and Senate are "very close" to a deal on an omnibus at already-agreed-upon spending levels. Additionally, Speaker Paul Ryan recently stated "We're not going to have a government shutdown, the president doesn't want to shut down the government." Majority Leader Kevin McCarthy is not planning on giving his colleagues much time to pass the critical legislation, though, as he does not intend to schedule a vote on the legislation until April 24th.

In addition to dealing with the expiring CR, following the failure of the American Health Care Act, Speaker Ryan stated House Republican's attention will turn to overhauling the U.S. tax code, though he did concede that the health bill's failure "does make tax reform more difficult ... but it doesn't in any way make it impossible." Lawmakers and administration officials seem inclined to take more time on tax legislation than they did with the health care legislation. House leaders have said they hope to pass a bill by August. Top Republican senators say it may take even longer than that, though April will likely signal the beginning of the conversation. Despite House leadership and the administration stating a desire to move to tax reform, there are still a few in the Republican caucus who have suggested that the GOP may still try to move on healthcare in early April, though Majority Whip Steve Scalise (R-LA) has denied that this was the case.

Innovative Federal Strategies LLC

The Senate will continue to hold hearings and votes on confirmations for Presidential appointees. Labor Secretary nominee Alexander Acosta, US Department of Agriculture Secretary Nominee Sonny Perdue and FDA Director Nominee Scott Gottlieb will all receive Senate scrutiny in April. The highest profile vote the Senate will take in April will be on the confirmation of Supreme Court Nominee Judge Neil Gorsuch. That vote is currently scheduled for April 7th, though the drama leading up to the vote will be around whether Senate Majority Leader Mitch McConnell will be forced to use the “Nuclear Option” and change the rules governing the Senate to pass Gorsuch with only a Majority vote.

THIS PAGE
HAS
INTENTIONALLY
BEEN LEFT
BLANK
FOR PAGINATION

Date: April 19, 2017

To: The Honorable Board of Directors

From: P. Joseph Grindstaff
General Manager

Submitted by: Kathy Besser
Executive Manager of External Affairs and Policy Development / AGM

Subject: Public Outreach and Communication

RECOMMENDATION

This is an informational item for the Board of Directors to receive and file.

BACKGROUND

April

- April 13, Arroyo Elementary, Garden in Every School® Dedication, 1700 E. 7th Street, Ontario, 5:30 p.m.
- April 19, Student Earth Day, Chino Creek Wetlands and Educational Park, 9:00 a.m. – 2:00 p.m.
- April 20, Community Earth Day, Chino Creek Wetlands and Educational Park, 4:00 p.m. – 7:00 p.m.
- April 29, National Prescription Drug Take Back Day

May (Water Awareness Month)

- May 4, IERCF 10 Year Anniversary Celebration
- May 7-13, International Compost Awareness Week
- May 10, Townsend Junior High, Garden in Every School® Dedication, 15359 Ilex Drive, Chino Hills. 5:30 p.m.
- May 19-21, MWD Solar Cup Competition, Lake Skinner

Outreach/Education - Civic Publications Newspaper Campaign

- IEUA is working with Civic Publications to update the KickWaterWaste.com micro-site.
- IEUA is working with Civic Publications to distribute themed email blasts each month for April through June including Earth Day event messaging.

Media and Outreach

- IEUA is continuing to run banner ads through *Fontana Herald News* and *La Opinión* newspapers.
- Staff has developed spring messages for the season that align with the *Kick the Habit* brand and include a “Spring Into Action” theme.
- A *Kick the Habit* ad ran in the April issue of IE Magazine in the Primetime section.
- A *Kick the Habit* ad ran in the Champion Newspaper’s *Progress Edition* on April 8.
- A *Kick the Habit* ad will run in the Champion Newspaper’s *Summer Connection* on May 6.
- Staff has developed a movie theater ad to run mid-April through August that focuses on making water-use efficiency a way of life. This ad will run in Harkins Theater (Chino Hills), Victoria Gardens (Rancho Cucamonga), Ontario Palace (Ontario), and Ontario Mills (Ontario).
- In March, 24 posts were published to the IEUA Facebook page and 26 tweets were sent on the @IEUAWater Twitter handle.
- The top three Facebook posts, based on reach and engagement, in the month of March were:
 - 3/16: Water Discovery Field Trip Highlight – Oak Ridge Elementary School
 - 3/6: Student Art Poster Contest
 - 3/8: Santa Ana River Basin Section Engineering Achievement Award for the Inland Empire Regional Composting Facility’s Conveyor Project

Education and Outreach Updates

- Staff is continuing to book Water Discovery field trips for the current school year as well as the summer program year. To date, staff has scheduled and provided field trips to approximately 2,475 students from October 1, 2016 through June 29, 2017.
- Staff held a mandatory Project WET and Garden in Every School® (GIES) Mini-Grant Workshop on March 2, 2017. 14 schools from throughout IEUA’s service area were represented at the workshop. The workshop was mandatory for schools interested in qualifying for the mini-grant program for school year 2017/2018. Those that qualify must have an existing water-wise garden that has been established through the GIES program. At the workshop, 12 schools attended that met the qualifications. The next step will be for site inspections to be scheduled beginning in May and will continue into the fall season.
- Staff has completed scheduling schools for the Earth Day field trip portion. 1,330 students are scheduled to attend the student day on April 19, 2017.
- The deadline for the 2017 “Water is Life” student art poster contest was March 30, 2017. Staff received 1,500 posters. Judging took place on April 5, 2017. The top five posters in each category were featured on banners and displayed during both student and community day for Earth Day.

PRIOR BOARD ACTION

None.

IMPACT ON BUDGET

The above-mentioned activities are budgeted in the FY 2016/17 Administrative Service Fund, External Affairs Services budget. The Garden in Every School® program expenses are budgeted in the Water Resources Fund.

THIS PAGE
HAS
INTENTIONALLY
BEEN LEFT
BLANK
FOR PAGINATION

IEUA WATER FORUM

MARCH/APRIL 2017



Water Resources Planning Activities

- Phase 2 of the Integrated Resources Plan (IRP) kicked off in September 2016. The Projects List is being coordinated with member agencies to include local and regional water agency projects. Additionally, local infrastructure information is being gathered for the development of a single-line regional modeling schematic. Modeling work will include developing a financial evaluation and local project infrastructure that can potentially be utilized for groundwater storage projects in the Chino Basin.
- In February, the IEUA Board of Directors awarded master service contracts for water resources planning services on an on-call basis through issuance of project-specific task orders for work within various technical categories. The RFP closed in December and received 15 proposals.

WUE Programs Snapshot

- Conservation Regs Update: The State Water Agencies, DWR and SWRCB will release the final framework for "Making Water Conservation a California Way of Life" any day. Agencies are seeking clarification on how the regulations will role out, and what the timeframe for reporting and enforcement will be. This regulation will change how agencies will measure conservation, but the IEUA member agencies are well ahead of the curve compared to agencies around the state.
- Ag Conservation Project: Through the Chino Basin Watermaster Ag Pool, IEUA has offered soil moisture sensors to farmers in the Chino Basin. If any member agency is interested in alerting farmers in their service area, please contact Tom Ash, 909.993.1897, tash@ieua.org.
- Garden-In-Every School: Four new gardens have been installed and completed for FY 16/17. Garden dedications are scheduled for spring.
- Water Saving Garden Friendly: Staff is working collaboratively with the Garden Friendly Team to develop an online Inland Empire climate-appropriate plant database that will support landscape design, plant selection and placement, as well as other landscape resources.

SARCCUP

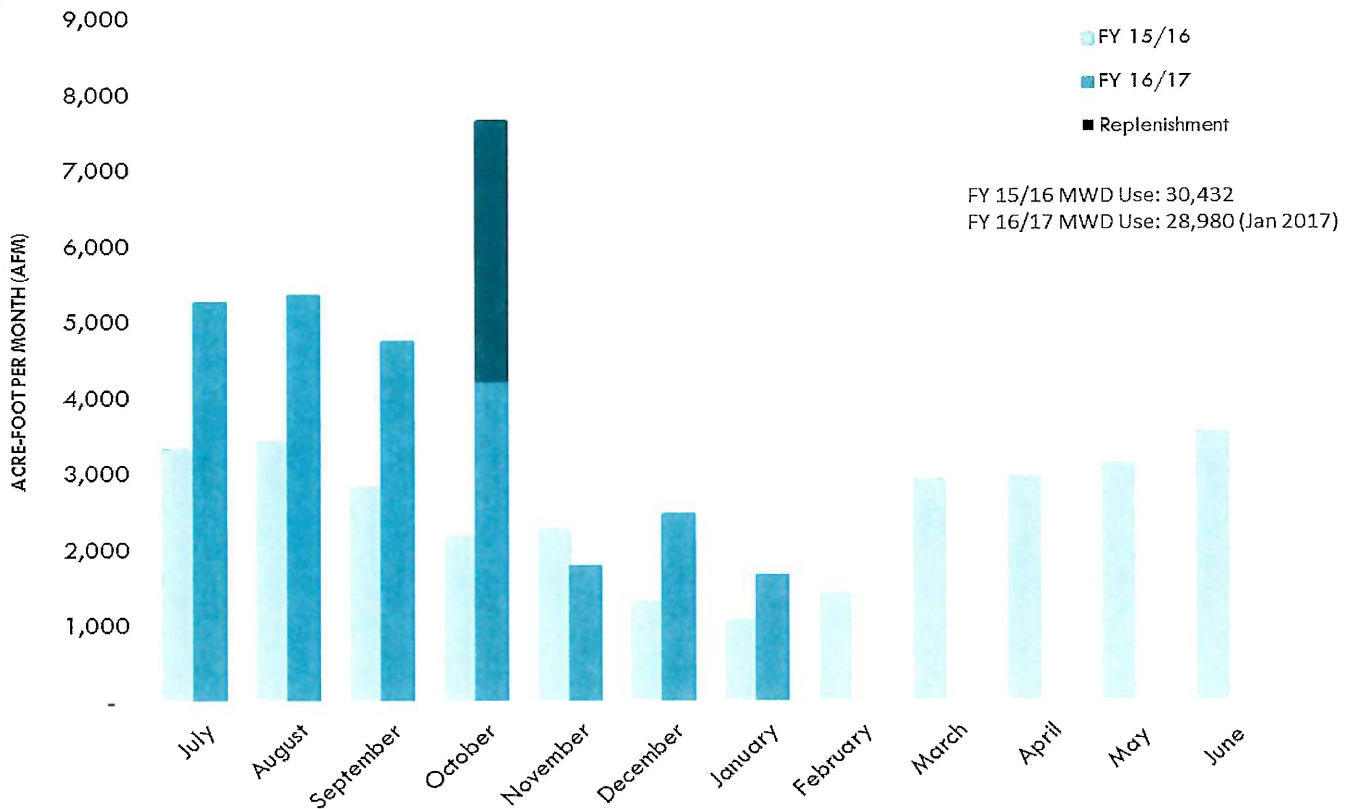
- The Santa Ana River Conservation & Conjunctive Use Program (SARCCUP) is being implemented by the five member agencies of SAWPA with \$55M in grant funding from California Department of Water Resources (DWR). Total cost for SARCCUP is \$100M with SAWPA member agencies each adding \$9M in matching funds. Project summary:
 - Sub-agreements with member agencies are currently being drafted with expected completion by late 2017.
 - Comments for the Notice of Preparation (NOP) for the Program Environmental Impact Report (PEIR) were received in January 2017. Comments received are currently being evaluated along with schedule impacts. The PEIR is expected to be completed by June 2017.

Santa Ana River Upper Habitat

The Santa Ana River Upper Habitat Conservation Plan (SAR HCP) is continuing technical work to model impacts of all proposed covered activities. The purpose of the HCP is to pre-mitigate for construction impacts related to water resources projects that may impact sensitive species throughout the Santa Ana River watershed north of Prado Dam. The current focus is to evaluate and categorize channel typology by characteristics such as width, depth, slope, and channel pattern in order to estimate impacts on the Santa Ana River. The majority of the biological and hydraulic modeling at this stage continues to be focused on the Santa Ana Suckerfish's habitat. However, other species, for which standardized mitigation measures already exist, including the San Bernardino Merriam's kangaroo rat, Least Bell's vireo, and coastal California gnatcatcher will be evaluated in the spring. The study is anticipated to be completed by 2018 and includes all of the existing groundwater recharge basins for operation and maintenance, as well as projects and proposed diversions included in the 2013 RMPU.



MWD Water Use



MWD Dashboard

- MWD will host a series of technical workshops in 2017 to evaluate service connection flow meters and turn-down capacities. Kickoff meeting scheduled for end of March.
- On February 24, 2017, the Department of Water Resources detected juvenile quagga and zebra mussels in the Santa Ana pipeline. This pipeline supplies water from Silverwood Lake to Lake Perris. Currently there is no evidence of mussels in Silverwood Lake or Lake Perris.

Calendar of Upcoming Meetings & Events

March 21, 2017	Prado Basin Habitat Sustainability Committee Meeting
March 22, 2017	Water Managers Meeting
March 23, 2017	SAWPA PA 22/PA 23 Meeting
April 19, 2017	IEUA Board Meeting
April 20, 2017	Earth Day at IEUA

CHINO BASIN WATERMASTER

IV. INFORMATION

1. Cash Disbursements for March 2017

CHINO BASIN WATERMASTER
Cash Disbursements For The Month of
March 2017

For Informational Purposes Only

Type	Date	Num	Name	Memo	Account	Paid Amount
Bill Pmt -Check	03/02/2017	ACH 030217	PUBLIC EMPLOYEES' RETIREMENT SYSTEM	Payor #3493	1012 - Bank of America Gen'l Ckg	
General Journal	02/25/2017	02/25/2017	PUBLIC EMPLOYEES' RETIREMENT SYSTEM	CalPERS Retirement for 02/12/17-02/25/17	2000 - Accounts Payable	6,468.62
TOTAL						6,468.62
Bill Pmt -Check	03/03/2017	ACH 030317	PUBLIC EMPLOYEES' RETIREMENT SYSTEM	Payor #3493	1012 - Bank of America Gen'l Ckg	
Bill	02/01/2017	1394905143		Annual Unfunded Accrued Liability	60180 - Employers PERS Expense	3,590.95
TOTAL						3,590.95
Bill Pmt -Check	03/06/2017	19971	WILDERMUTH ENVIRONMENTAL INC		1012 - Bank of America Gen'l Ckg	
Bill	01/31/2017	2017000		2017000	6906.31 - OBMP-Pool, Adv. Board Mtgs	8,666.42
Bill	01/31/2017	2017001		2017001	6906.32 - OBMP-Other General Meetings	18,717.65
Bill	01/31/2017	2017002		2017002	6906.74 - OBMP-Mat'l Phy. Injury Requests	3,703.10
Bill	01/31/2017	2017003		2017003	6906.71 - OBMP-Data Req.-CBWM Staff	1,749.33
Bill	01/31/2017	2017004		2017004	6906.71 - OBMP-Data Req.-CBWM Staff	6,668.26
Bill	01/31/2017	2017005		2017005	6906.72 - OBMP-Data Req.-Non CBWM Staff	237.00
Bill	01/31/2017	2017006		2017006	6906.23 - SGMA Reporting Requirements	6,354.50
Bill	01/31/2017	2017007		2017007	6906 - OBMP Engineering Services	2,752.75
Bill	01/31/2017	2017008		2017008	6906.1 - OBMP-Watermaster Model Update	60,906.70
Bill	01/31/2017	2017009		2017009	6906.24 - Compliance-SB88 and SWRCB	402.15
Bill	01/31/2017	2017010		2017010	6906.81 - Prepare 38th/39th Annual Rpts	5,557.10
Bill	01/31/2017	2017011		2017011	6906.21 - State of the Basin Report	6,502.65
Bill	01/31/2017	2017012		2017012	7103.3 - Grdwtr Qual-Engineering	6,830.56
Bill	01/31/2017	2017013		2017013	7104.3 - Grdwtr Level-Engineering	12,921.98
Bill	01/31/2017	2017014		Neva Ridge	7107.3 - Grd Level-SAR Imagery	17,000.00
Bill	01/31/2017	2017015		2017015	7107.2 - Grd Level-Engineering	4,088.16
				Parsons Brinckerhoff, Inc.	7107.6 - Grd Level-Contract Svcs	10,868.05
Bill	01/31/2017	2017016		2017016	7108.3 - Hydraulic Control-Engineering	690.37
Bill	01/31/2017	2017017		2017017	7108.3 - Hydraulic Control-Engineering	1,331.24
Bill	01/31/2017	2017018		2017018	7108.3 - Hydraulic Control-Engineering	201.70
Bill	01/31/2017	2017019		2017019	7108.31 - Hydraulic Control - PBHSP	32,900.56
Bill	01/31/2017	2017020		2017020	7202.2 - Engineering Svc	10,490.21
Bill	01/31/2017	2017021		2017021	7402 - PE4-Engineering	6,198.80
Bill	01/31/2017	2017022		2017022	7402.10 - PE4 - Northwest MZ1 Area Proj.	13,437.07
Bill	01/31/2017	2017023		2017023	7502 - PE6&7-Engineering	468.80
Bill	01/31/2017	2017024		2017024	7602 - PE8&9-Engineering	2,189.75
Bill	01/31/2017	2017025		100% CBWM	7108.31 - Hydraulic Control - PBHSP	16,180.77
TOTAL						258,015.63
Bill Pmt -Check	03/06/2017	19972	APPLIED COMPUTER TECHNOLOGIES	2785	1012 - Bank of America Gen'l Ckg	

P113

CHINO BASIN WATERMASTER
Cash Disbursements For The Month of
March 2017

For Informational Purposes Only

Type	Date	Num	Name	Memo	Account	Paid Amount
Bill	02/28/2017	2785		Database Consulting - February 2017	6052.2 · Applied Computer Technol	3,628.40
TOTAL						<u>3,628.40</u>
Bill Pmt -Check	03/06/2017	19973	FRONTIER COMMUNICATIONS	909-484-3890-050914-5	1012 · Bank of America Gen'l Ckg	
Bill	02/21/2017	90948438900509145		Office fax/main services	6022 · Telephone	137.94
TOTAL						<u>137.94</u>
Bill Pmt -Check	03/06/2017	19974	GREAT AMERICA LEASING CORP.		1012 · Bank of America Gen'l Ckg	
Bill	01/31/2017	20173290		Invoice for January 2017	6043.1 · Ricoh Lease Fee	2,553.68
				Documentation fee	6043.1 · Ricoh Lease Fee	109.50
				Transitional billing 12/21/16-1/09/17	6043.1 · Ricoh Lease Fee	1,702.45
Bill	02/28/2017	20173290		Invoice for February 2017	6043.1 · Ricoh Lease Fee	2,553.68
TOTAL						<u>6,919.31</u>
Bill Pmt -Check	03/06/2017	19975	JOHN J. SCHATZ	Appropriative Pool Legal Services	1012 · Bank of America Gen'l Ckg	
Bill	02/28/2017			October 2016	8367 · Legal Service	5,786.00
				November 2016	8367 · Legal Service	4,184.00
				December 2016	8367 · Legal Service	2,594.00
				January 2017	8367 · Legal Service	4,300.00
TOTAL						<u>16,864.00</u>
Bill Pmt -Check	03/06/2017	19976	LEGAL SHIELD	0111802	1012 · Bank of America Gen'l Ckg	
Bill	02/21/2017	0111802		Employee deductions - February 2017	60194 · Other Employee Insurance	79.70
TOTAL						<u>79.70</u>
Bill Pmt -Check	03/06/2017	19977	LEVEL 3 COMMUNICATIONS	52070450	1012 · Bank of America Gen'l Ckg	
Bill	02/22/2017	52010450		2/17/17-3/16/17	6053 · Internet Expense	1,044.83
TOTAL						<u>1,044.83</u>
Bill Pmt -Check	03/06/2017	19978	LOEB & LOEB LLP	Non-Ag Pool Legal Services	1012 · Bank of America Gen'l Ckg	
Bill	02/28/2017	1701696		December 2016	8567 · Non-Ag Legal Service	2,239.25
Bill	02/28/2017	1705168		January 2017	8567 · Non-Ag Legal Service	2,675.25
TOTAL						<u>4,914.50</u>
Bill Pmt -Check	03/06/2017	19979	PUBLIC EMPLOYEES' RETIREMENT SYSTEM	Payor #3493	1012 · Bank of America Gen'l Ckg	
Bill	03/01/2017	1394905143		Annual Unfunded Accrued Liability	60180 · Employers PERS Expense	3,590.95
TOTAL						<u>3,590.95</u>
Bill Pmt -Check	03/06/2017	19980	RR FRANCHISING, INC.	35853	1012 · Bank of America Gen'l Ckg	
Bill	03/01/2017	35853		Monthly service - March 2017	6024 · Building Repair & Maintenance	740.00

P 1 14

CHINO BASIN WATERMASTER
Cash Disbursements For The Month of
March 2017

For Informational Purposes Only

	<u>Type</u>	<u>Date</u>	<u>Num</u>	<u>Name</u>	<u>Memo</u>	<u>Account</u>	<u>Paid Amount</u>
TOTAL							740.00
	Bill Pmt -Check	03/06/2017	19981	STANDARD INSURANCE CO.	Policy # 00-649299-0009	1012 · Bank of America Gen'l Ckg	
	Bill	02/21/2017	006492990009		Policy # 00-649299-0009	60191 · Life & Disab.Ins Benefits	725.05
TOTAL							725.05
	Bill Pmt -Check	03/06/2017	19982	STAPLES BUSINESS ADVANTAGE	8043231874	1012 · Bank of America Gen'l Ckg	
	Bill	02/18/2017	8043231874		Miscellaneous office supplies	6031.7 · Other Office Supplies	117.46
TOTAL							117.46
	Bill Pmt -Check	03/06/2017	19983	STATE COMPENSATION INSURANCE FUND	1970970-16	1012 · Bank of America Gen'l Ckg	
	Bill	03/01/2017	1970970-16		Premium for 2/26/17-3/26/17	60183 · Worker's Comp Insurance	910.00
TOTAL							910.00
	Bill Pmt -Check	03/06/2017	19984	VERIZON WIRELESS	9780282519	1012 · Bank of America Gen'l Ckg	
	Bill	02/21/2017	9780282519		Acct #642073270-00001	7103.7 · Grdwtr Qual-Computer Svc	100.12
TOTAL							100.12
P115	Bill Pmt -Check	03/06/2017	19985	VISION SERVICE PLAN	00-101789-0001	1012 · Bank of America Gen'l Ckg	
	Bill	02/28/2017	001017890001		Vision Insurance - March 2017	60182.2 · Dental & Vision Ins	85.60
TOTAL							85.60
	Bill Pmt -Check	03/06/2017	19986	YUKON DISPOSAL SERVICE	08-K2 213849	1012 · Bank of America Gen'l Ckg	
	Bill	03/02/2017	08-k2 213849		March 2017	6024 · Building Repair & Maintenance	111.57
TOTAL							111.57
	Bill Pmt -Check	03/08/2017	19987	BOWCOCK, ROBERT	Board Member Compensation	1012 · Bank of America Gen'l Ckg	
	Bill	02/23/2017	2/23 Board Meeting		2/23/17 Board Meeting	6311 · Board Member Compensation	125.00
TOTAL							125.00
	Bill Pmt -Check	03/08/2017	19988	CURATALO, JAMES	Board Member Compensation	1012 · Bank of America Gen'l Ckg	
	Bill	02/03/2017	2/03 Planning Mtg		2/03/17 Board Retreat Planning Meeting	6311 · Board Member Compensation	125.00
	Bill	02/09/2017	2/09 Appro Pool Mtg		2/09/17 Appropriative Pool Meeting	6311 · Board Member Compensation	125.00
	Bill	02/21/2017	2/21 Board Agenda		2/21/17 Board Agenda Preview Meeting	6311 · Board Member Compensation	125.00
	Bill	02/23/2017	2/23 Board Mtg		2/23/17 Board Meeting	6311 · Board Member Compensation	125.00
TOTAL							500.00
	Bill Pmt -Check	03/08/2017	19989	DE BOOM, NATHAN	Ag Pool Member Compensation	1012 · Bank of America Gen'l Ckg	
	Bill	02/09/2017	2/09 Special Ag Mtg		2/09/17 Special Ag Pool Meeting	8411 · Compensation	25.00
					2/09/17 Special Ag Pool Meeting	8470 · Ag Meeting Attend -Special	100.00

CHINO BASIN WATERMASTER
Cash Disbursements For The Month of
March 2017

For Informational Purposes Only

Type	Date	Num	Name	Memo	Account	Paid Amount
Bill	02/09/2017	2/09 Ag Pool Mtg		2/09/17 Ag Pool Meeting	8411 · Compensation	25.00
				2/09/17 Ag Pool Meeting	8470 · Ag Meeting Attend -Special	100.00
TOTAL						250.00
Bill Pmt -Check	03/08/2017	19990	DI PRIMIO, ROBERT	Board Member Compensation	1012 · Bank of America Gen'l Ckg	
Bill	02/21/2017	2/21 Board Agenda		2/21/17 Board Agenda Preview Meeting	6311 · Board Member Compensation	125.00
Bill	02/23/2017	2/23 Board Meeting		2/23/17 Board Meeting	6311 · Board Member Compensation	125.00
TOTAL						250.00
Bill Pmt -Check	03/08/2017	19991	ELIE, STEVEN	Board Member Compensation	1012 · Bank of America Gen'l Ckg	
Bill	02/23/2017	2/23 Board Meeting		12/23/17 Board Meeting	6311 · Board Member Compensation	125.00
TOTAL						125.00
Bill Pmt -Check	03/08/2017	19992	FILIPPI, GINO	Board Member Compensation	1012 · Bank of America Gen'l Ckg	
Bill	02/23/2017	2/23 Board Meeting		2/23/17 Board Meeting	6311 · Board Member Compensation	125.00
TOTAL						125.00
Bill Pmt -Check	03/08/2017	19993	HUITSING, JOHN	Ag Pool Member Compensation	1012 · Bank of America Gen'l Ckg	
Bill	02/09/2017	2/09 Ag Pool Mtg		2/09/17 Ag Pool Meeting	8411 · Compensation	25.00
				2/09/17 Ag Pool Meeting	8470 · Ag Meeting Attend -Special	100.00
TOTAL						125.00
Bill Pmt -Check	03/08/2017	19994	PIERSON, JEFFREY	Ag Pool Member Compensation	1012 · Bank of America Gen'l Ckg	
Bill	02/09/2017	02/09 Special Ag Mtg		2/09/17 Special Ag Pool Meeting	8411 · Compensation	25.00
				2/09/17 Special Ag Pool Meeting	8470 · Ag Meeting Attend -Special	100.00
Bill	02/09/2017	2/09 Ag Pool Meeting		2/09/17 Ag Pool Meeting	8411 · Compensation	25.00
				2/09/17 Ag Pool Meeting	8470 · Ag Meeting Attend -Special	100.00
Bill	02/16/2017	2/16 Advisory Comm		2/16/17 Advisory Committee Meeting	8411 · Compensation	25.00
				2/16/17 Advisory Committee Meeting	8470 · Ag Meeting Attend -Special	100.00
TOTAL						375.00
Bill Pmt -Check	03/08/2017	19995	PREMIERE GLOBAL SERVICES	23083244	1012 · Bank of America Gen'l Ckg	
Bill	02/28/2017	23083244		SAR Matters call on 2/03	6909.1 · OBMP Meetings	7.44
				Non-Ag Pool meeting call on 2/09	8512 · Meeting Expense	25.87
				RIPCom call on 2/16	7204 · Comp Recharge-Supplies	6.06
				RIPCom call on 2/23	7204 · Comp Recharge-Supplies	6.08
				RIPCom call on 2/23	7204 · Comp Recharge-Supplies	6.07
				Fee - General	6022 · Telephone	49.00
				Fee - Confidential	6022 · Telephone	49.00
				WM coordination call on 1/30	6909.1 · OBMP Meetings	16.42

P 116

CHINO BASIN WATERMASTER
Cash Disbursements For The Month of
March 2017

For Informational Purposes Only

Type	Date	Num	Name	Memo	Account	Paid Amount
				PBHSP call on 2/06	6909.1 · OBMP Meetings	29.56
				WM coordination call on 2/06	6909.1 · OBMP Meetings	6.07
				Pool mtgs check call on 2/08	8312 · Meeting Expenses	2.02
				Pool mtgs check call on 2/08	8412 · Meeting Expenses	2.02
				Pool mtgs check call on 2/08	8512 · Meeting Expense	2.01
				Pool mtgs check call on 2/08	8312 · Meeting Expenses	3.55
				Pool mtgs check call on 2/08	8412 · Meeting Expenses	3.55
				Pool mtgs check call on 2/08	8512 · Meeting Expense	3.53
				Storage call on 2/13	7604 · PE8&9-Supplies	9.24
				WM coordination call on 2/13	6909.1 · OBMP Meetings	6.05
				Storage call on 2/14	7604 · PE8&9-Supplies	10.13
				WM coordination call on 2/20	6909.1 · OBMP Meetings	6.07
				Board agenda preview call on 2/21	6312 · Meeting Expenses	9.03
				Service Fee	6022 · Telephone	5.70
TOTAL						<u>264.47</u>
Bill Pmt -Check	03/08/2017	19996	RBM LOCK & KEY	000081	1012 · Bank of America Gen'l Ckg	
Bill	02/22/2017	000081		Purchase locks for well access	7104.6 · Grdwtr Level-Supplies	287.18
TOTAL						<u>287.18</u>
Bill Pmt -Check	03/08/2017	19997	READY REFRESH BY NESTLE	0023230253	1012 · Bank of America Gen'l Ckg	
Bill	02/28/2017	0023230253		Office Water Bottle - February 2017	6031.7 · Other Office Supplies	53.86
TOTAL						<u>53.86</u>
Bill Pmt -Check	03/08/2017	19998	UNION 76	7076-2245-3035-5049	1012 · Bank of America Gen'l Ckg	
Bill	02/28/2017	7076224530355049		February 2017	6175 · Vehicle Fuel	130.42
TOTAL						<u>130.42</u>
Bill Pmt -Check	03/08/2017	19999	VANDEN HEUVEL, GEOFFREY	Board Member Compensation	1012 · Bank of America Gen'l Ckg	
Bill	02/09/2017	2/09 Ag Pool Mtg		2/09/17 Ag Pool Meeting	6311 · Board Member Compensation	125.00
Bill	02/23/2017	2/23 Board Mtg		2/23/17 Board Meeting	6311 · Board Member Compensation	125.00
TOTAL						<u>250.00</u>
Bill Pmt -Check	03/08/2017	20000	BROWNSTEIN HYATT FARBER SCHRECK		1012 · Bank of America Gen'l Ckg	
Bill	01/31/2017	669412		669412	6907.44 · SGMA Compliance	2,710.50
Bill	01/31/2017	669413		669413	6907.42 · Safe Yield Recalculation	1,220.50
				Expenses	6907.42 · Safe Yield Recalculation	150.00
Bill	01/31/2017	669414		669414	6907.40 · Storage Agreements	23,224.50
				Expenses	6907.40 · Storage Agreements	35.05
Bill	01/31/2017	669415		669415	6907.39 · Recharge Master Plan	540.00

CHINO BASIN WATERMASTER
Cash Disbursements For The Month of
March 2017

For Informational Purposes Only

Type	Date	Num	Name	Memo	Account	Paid Amount
Bill	01/31/2017	669416			6072 · BHFS Legal - Annotated Judgment	2,704.50
Bill	01/31/2017	669417			8575 · BHFS Legal - Non-Ag Pool	2,252.50
Bill	01/31/2017	669418			8475 · BHFS Legal - Agricultural Pool	2,252.50
Bill	01/31/2017	669419			8375 · BHFS Legal - Appropriative Pool	2,252.50
Bill	01/31/2017	669420			6375 · BHFS Legal - Board Meeting	10,116.00
				Expenses	6375 · BHFS Legal - Board Meeting	225.00
				Expenses	6375 · BHFS Legal - Board Meeting	35.05
Bill	01/31/2017	669421			6275 · BHFS Legal - Advisory Committee	1,402.50
				Expenses	6275 · BHFS Legal - Advisory Committee	35.05
Bill	01/31/2017	669422			6907.36 · Santa Ana River Habitat	3,214.00
Bill	01/31/2017	669423			6907.34 · Santa Ana River Water Rights	115.00
Bill	01/31/2017	669424		Alvarez-CalPERS	6073 · BHFS Legal - Personnel Matters	1,958.50
Bill	01/31/2017	669425			6078 · BHFS Legal - Miscellaneous	10,981.50
				Expenses	8375 · BHFS Legal - Appropriative Pool	11.68
				Expenses	8475 · BHFS Legal - Agricultural Pool	11.68
				Expenses	8575 · BHFS Legal - Non-Ag Pool	11.69
				669425	6907.36 · Santa Ana River Habitat	2,295.00
						67,755.20
TOTAL						
P118						
General Journal	03/11/2017	03/11/2017	Payroll and Taxes for 02/26/17-03/11/17	Payroll and Taxes for 02/26/17-03/11/17	1012 · Bank of America Gen'l Ckg	
				Direct Deposits for 02/26/17-03/11/17	1012 · Bank of America Gen'l Ckg	26,491.15
				Payroll Taxes for 02/26/17-03/11/17	1012 · Bank of America Gen'l Ckg	9,138.66
			ICMA-RC	457(f) Employee Deductions for 02/26/17-03/11/17	1012 · Bank of America Gen'l Ckg	4,399.88
			ICMA-RC	401(a) Employee Deductions for 02/26/17-03/11/17	1012 · Bank of America Gen'l Ckg	1,235.97
						41,265.66
TOTAL						
Bill Pmt -Check	03/15/2017	20001	ACWA JOINT POWERS INSURANCE AUTHORIT	0457748	1012 · Bank of America Gen'l Ckg	
Bill	03/09/2017	049797		Prepayment - April 2017	1409 · Prepaid Life, BAD&D & LTD	138.38
				March 2017	60191 · Life & Disab.Ins Benefits	141.14
						279.52
TOTAL						
Bill Pmt -Check	03/15/2017	20002	CLEAN TECH SERVICES	7512	1012 · Bank of America Gen'l Ckg	
Bill	03/06/2017	7512		Window cleaning, hard water spot removal	6024 · Building Repair & Maintenance	370.00
						370.00
TOTAL						
Bill Pmt -Check	03/15/2017	20003	COMPUTER NETWORK	102196	1012 · Bank of America Gen'l Ckg	
Bill	03/08/2017	102196		Computer fan replacement - Nakano	6055 · Computer Hardware	35.00
						35.00
TOTAL						
Bill Pmt -Check	03/15/2017	20004	CORELOGIC INFORMATION SOLUTIONS	81781875	1012 · Bank of America Gen'l Ckg	

CHINO BASIN WATERMASTER
Cash Disbursements For The Month of
March 2017

For Informational Purposes Only

Type	Date	Num	Name	Memo	Account	Paid Amount
Bill	02/28/2017	81781875		81781875	7103.7 · Grdwtr Qual-Computer Svc	62.50
				81781875	7101.4 · Prod Monitor-Computer	62.50
TOTAL						125.00
Bill Pmt -Check	03/15/2017	20005	DE HAAN, HENRY	Ag Pool Member Compensation	1012 · Bank of America Gen'l Ckg	
Bill	02/09/2017	2/09 Special Ag Mtg		2/09/17 Special Ag Pool Meeting	8411 · Compensation	25.00
				2/09/17 Special Ag Pool Meeting	8470 · Ag Meeting Attend -Special	100.00
Bill	02/09/2017	2/09 Ag Pool Mtg		2/09/17 Ag Pool Meeting	8411 · Compensation	25.00
				2/09/17 Ag Pool Meeting	8470 · Ag Meeting Attend -Special	100.00
TOTAL						250.00
Bill Pmt -Check	03/15/2017	20006	EGOSCUE LAW GROUP	11531	1012 · Bank of America Gen'l Ckg	
Bill	02/28/2017	11531		Ag Pool Legal Services - February 2017	8467 · Ag Legal & Technical Services	29,750.00
TOTAL						29,750.00
Bill Pmt -Check	03/15/2017	20007	FIRST LEGAL NETWORK LLC	40008576	1012 · Bank of America Gen'l Ckg	
Bill	02/28/2017	40008576		Filings on 2/17/17 and 2/23/17, pickup 2/17/17	6061.5 · Court Filing Services	328.54
TOTAL						328.54
Bill Pmt -Check	03/15/2017	20008	INLAND EMPIRE UTILITIES AGENCY	90019721	1012 · Bank of America Gen'l Ckg	
Bill	03/15/2017	90019721		Groundwater Recharge O&M cost reimbursement	7206 · Comp Recharge-O&M	217,185.73
Bill	03/15/2017	90019763		FY 2015/16 O&M Reconciliation	7206 · Comp Recharge-O&M	-78,397.00
TOTAL						138,788.73
Bill Pmt -Check	03/15/2017	20009	LOEB & LOEB LLP	1708659	1012 · Bank of America Gen'l Ckg	
Bill	02/28/2017	1708659		Non-Ag Pool Legal Service - February 2017	8567 · Non-Ag Legal Service	7,764.75
TOTAL						7,764.75
Bill Pmt -Check	03/15/2017	20010	MINDSHIFT	0240802	1012 · Bank of America Gen'l Ckg	
Bill	03/01/2017	0240802		IT Managed Services	6052.4 · mindSHIFT-Managed Services	3,770.00
				Backup & Recovery	6052.5 · mindSHIFT-Data Backup/Storage	792.00
TOTAL						4,562.00
Bill Pmt -Check	03/15/2017	20011	PAYCHEX	2017030200	1012 · Bank of America Gen'l Ckg	
Bill	02/28/2017	2017030200		February 2017	6012 · Payroll Services	296.94
TOTAL						296.94
Bill Pmt -Check	03/15/2017	20012	VERIZON WIRELESS	9781488571	1012 · Bank of America Gen'l Ckg	
Bill	03/15/2017	9781488571		Acct #470810953-00001	6022 · Telephone	336.88
TOTAL						336.88

P119

CHINO BASIN WATERMASTER
Cash Disbursements For The Month of
March 2017

For Informational Purposes Only

<u>Type</u>	<u>Date</u>	<u>Num</u>	<u>Name</u>	<u>Memo</u>	<u>Account</u>	<u>Paid Amount</u>
Bill Pmt -Check	03/16/2017	ACH 031617	PUBLIC EMPLOYEES' RETIREMENT SYSTEM	Payor #3493	1012 · Bank of America Gen'l Ckg	
General Journal	03/11/2017	03/11/2017	PUBLIC EMPLOYEES' RETIREMENT SYSTEM	CalPERS Retirement for 02/26/17-03/11/17	2000 · Accounts Payable	1,480.43
TOTAL						<u>1,480.43</u>
Bill Pmt -Check	03/21/2017	20013	CHAMPION SECURITY	2059	1012 · Bank of America Gen'l Ckg	
Bill	03/21/2017	2059		CCTV exterior system, cameras, installation	1840 · Capital Assets	5,460.00
TOTAL						<u>5,460.00</u>
General Journal	03/25/2017	03/25/2017	Payroll and Taxes for 03/12/17-03/25/17	Payroll and Taxes for 03/12/17-03/25/17	1012 · Bank of America Gen'l Ckg	
				Direct Deposits for 03/12/17-03/25/17	1012 · Bank of America Gen'l Ckg	23,072.87
				Payroll Taxes for 03/12/17-03/25/17	1012 · Bank of America Gen'l Ckg	7,735.91
			ICMA-RC	457(f) Employee Deductions for 03/12/17-03/25/17	1012 · Bank of America Gen'l Ckg	3,434.17
			ICMA-RC	401(a) Employee Deductions for 03/12/17-03/25/17	1012 · Bank of America Gen'l Ckg	1,235.97
TOTAL						<u>35,478.92</u>
Bill Pmt -Check	03/27/2017	20014	BANK OF AMERICA	XXXX-XXXX-XXXX-9341	1012 · Bank of America Gen'l Ckg	
Bill	02/28/2017	XXXX-XXXX-XXXX-9341		Software for project mgmt.	6054 · Computer Software	177.00
				Miscellaneous office supplies	6031.7 · Other Office Supplies	365.08
				PK meeting w/M. Zvirbulis	8312 · Meeting Expenses	29.79
				Lunch for staff/consultants Ag Pool Mtg prep	8412 · Meeting Expenses	70.00
				Lunch for Ag Pool Special Meeting 2/09/17	8412 · Meeting Expenses	147.85
				Flowers for staff member	6031.7 · Other Office Supplies	63.55
				Pictures of new Board members, Pool Chairs	6312 · Meeting Expenses	300.00
				Pies for staff meeting 2/23/187	6141.3 · Admin Meetings	29.47
				PK meeting w/EUA staff	8312 · Meeting Expenses	76.19
				Renewal of Amazon Prime membership	6111 · Membership Dues	106.67
				Renewal of GRA Membership-PK	6111 · Membership Dues	125.00
				Purchase portable heater for office	6031.7 · Other Office Supplies	21.55
				Tint windows in executive office	6031.7 · Other Office Supplies	480.75
TOTAL						<u>1,992.90</u>
Bill Pmt -Check	03/27/2017	20015	CALPERS	1394905143	1012 · Bank of America Gen'l Ckg	
Bill	03/15/2017	1394905143		1394905143	60182.1 · Medical Insurance	8,172.69
TOTAL						<u>8,172.69</u>
Bill Pmt -Check	03/27/2017	20016	CUCAMONGA VALLEY WATER DISTRICT	Lease due April 1, 2017	1012 · Bank of America Gen'l Ckg	
Bill	03/16/2017			Lease due April 1, 2017	1422 · Prepaid Rent	6,447.61
TOTAL						<u>6,447.61</u>

P120

CHINO BASIN WATERMASTER
Cash Disbursements For The Month of
March 2017

For Informational Purposes Only

Type	Date	Num	Name	Memo	Account	Paid Amount
Bill Pmt -Check	03/27/2017	20017	FRONTIER COMMUNICATIONS	909-484-3890-050914-5	1012 · Bank of America Gen'l Ckg	
Bill	03/16/2017	90948438900509145		Office fax, office lines	6022 · Telephone	142.96
TOTAL						142.96
Bill Pmt -Check	03/27/2017	20018	GREAT AMERICA LEASING CORP.	20338692	1012 · Bank of America Gen'l Ckg	
Bill	03/21/2017	20338692		Invoice - March 2017	6043.1 · Ricoh Lease Fee	2,553.68
TOTAL						2,553.68
Bill Pmt -Check	03/27/2017	20019	INLAND EMPIRE UTILITIES AGENCY	90019770	1012 · Bank of America Gen'l Ckg	
Bill	03/17/2017	90019770		Groundwater Recharge O&M cost-4th quarter	7206 · Comp Recharge-O&M	243,510.82
TOTAL						243,510.82
Bill Pmt -Check	03/27/2017	20020	LEGAL SHIELD	0111802	1012 · Bank of America Gen'l Ckg	
Bill	03/22/2017	0111802		Employee deductions - March 2017	60194 · Other Employee Insurance	79.70
TOTAL						79.70
Bill Pmt -Check	03/27/2017	20021	PRINTING RESOURCES	64030	1012 · Bank of America Gen'l Ckg	
Bill	03/17/2017	64030		Nameplate - Kati Parker	6031.7 · Other Office Supplies	30.60
TOTAL						30.60
Bill Pmt -Check	03/27/2017	20022	R&D PEST SERVICES	0212502	1012 · Bank of America Gen'l Ckg	
Bill	03/16/2017	0212502		Pest control	6024 · Building Repair & Maintenance	100.00
TOTAL						100.00
Bill Pmt -Check	03/27/2017	20023	RAUCH COMMUNICATION CONSULTANTS, LLC	Feb-1702	1012 · Bank of America Gen'l Ckg	
Bill	02/28/2017	Feb-1702		Work thru January 31, 2017	6061.3 · Rauch	1,992.00
TOTAL						1,992.00
Bill Pmt -Check	03/27/2017	20024	RICOH USA, INC.	1068680919	1012 · Bank of America Gen'l Ckg	
Bill	03/16/2017	1068680919		Install replacement WiFi Router-WM OFFICE	6052.6 · mindSHIFT/Ricoh-Services	416.88
TOTAL						416.88
Bill Pmt -Check	03/27/2017	20025	RON SHELLEY'S AUTOMOTIVE	9423	1012 · Bank of America Gen'l Ckg	
Bill	03/15/2017	9423		Tire repair - Expedition	6177 · Vehicle Repairs & Maintenance	19.31
TOTAL						19.31
Bill Pmt -Check	03/27/2017	20026	SAN BERNARDINO COUNTY - DEPT. AIRPORTS	Lease No. CNO0000773	1012 · Bank of America Gen'l Ckg	
Bill	03/21/2017	Lease No. CNO000773		Annual rental payment to county for extensometer · 7107.9 · Grd Level-Other		1,596.00
TOTAL						1,596.00

2017
03/21

CHINO BASIN WATERMASTER
Cash Disbursements For The Month of
March 2017

For Informational Purposes Only

Type	Date	Num	Name	Memo	Account	Paid Amount
Bill Pmt -Check	03/27/2017	20027	STANDARD INSURANCE CO.	Policy # 00-649299-0009	1012 · Bank of America Gen'l Ckg	
Bill	03/22/2017	006492990009		Policy # 00-649299-0009	60191 · Life & Disab.Ins Benefits	725.05
TOTAL						<u>725.05</u>
Bill Pmt -Check	03/27/2017	20028	STAPLES BUSINESS ADVANTAGE	8043561020	1012 · Bank of America Gen'l Ckg	
Bill	03/11/2017	8043561020		Miscellaneous office supplies	6031.7 · Other Office Supplies	15.24
TOTAL						<u>15.24</u>
Bill Pmt -Check	03/27/2017	20029	STAULA, MARY L	VOID:	1012 · Bank of America Gen'l Ckg	
TOTAL						0.00
Bill Pmt -Check	03/27/2017	20030	TELLEZ-FOSTER, EDGAR	MILEAGE REIMBURSEMENT	1012 · Bank of America Gen'l Ckg	
Bill	03/23/2017			Mileage reimbursements to various meetings	6173 · Airfare/Mileage	104.33
TOTAL						<u>104.33</u>
Bill Pmt -Check	03/27/2017	20031	UNITED HEALTHCARE	0043054114	1012 · Bank of America Gen'l Ckg	
Bill	03/15/2017	0043054114		Dental Insurance Premium - April 2017	60182.2 · Dental & Vision Ins	749.75
TOTAL						<u>749.75</u>
Bill Pmt -Check	03/27/2017	20032	VERIZON WIRELESS	9782027530	1012 · Bank of America Gen'l Ckg	
Bill	03/22/2017	9782027530		Acct #642073270-00001	7103.7 · Grdwtr Qual-Computer Svc	100.08
TOTAL						<u>100.08</u>
Bill Pmt -Check	03/27/2017	20033	STAULA, MARY L	Retiree Medical	1012 · Bank of America Gen'l Ckg	
Bill	03/31/2017				60182.4 · Retiree Medical	22.24
TOTAL						<u>22.24</u>
Bill Pmt -Check	03/30/2017	ACH 033017	PUBLIC EMPLOYEES' RETIREMENT SYSTEM	Payor #3493	1012 · Bank of America Gen'l Ckg	
General Journal	03/25/2017	17/03/06	PUBLIC EMPLOYEES' RETIREMENT SYSTEM	CalPERS Retirement for 03/12/17-03/25/17	2000 · Accounts Payable	1,480.43
TOTAL						<u>1,480.43</u>
Total Disbursements:						<u><u>915,485.40</u></u>

P122

CHINO BASIN WATERMASTER

IV. INFORMATION

2. Ground-Level Monitoring Status Report (Quarterly)

Quarterly Status Report

Ground-Level Monitoring Committee

January – March 2017

This quarterly status report describes the background of the Ground-Level Monitoring Program (GLMP), the main activities conducted for the GLMP and by the Ground-Level Monitoring Committee (GLMC) for the period January - March 2017, and the main activities planned for the period April – June 2017.

Background

Historically, the utilization of the Chino Basin has inadvertently resulted in land subsidence and ground fissuring. Pursuant the OBMP Implementation Plan, the Watermaster developed and implements the Chino Basin Subsidence Management Plan (SMP). The objective of the SMP is to minimize or abate the occurrence of land subsidence and ground fissuring.

The SMP identifies four “Areas of Subsidence Concern” and the MZ-1 Managed Area in the western portion of the Chino Basin. Figure 1 shows the locations of these areas. These are areas where land subsidence and ground fissuring have historically occurred, or where the underlying hydrogeologic conditions makes these areas susceptible to land subsidence and ground fissuring. In the MZ-1 Managed Area, the Watermaster has conducted monitoring and testing programs, and has developed Management Criteria for the groundwater producers within the area to minimize or abate the future occurrence of land subsidence and ground fissuring. The Management Criteria consists of the following main elements:

- A list of production wells in the MZ-1 Managed Area that are subject to the SMP.
- An index water level measured at Watermaster’s PA-7 piezometer at Ayala Park. The index water level is called the Guidance Level.
- A Watermaster recommendation that the well owners collectively manage their production so that the water level at the PA-7 piezometer remains above the Guidance Level.

The SMP also calls for:

1. An ongoing monitoring and reporting program to verify the protective nature of the SMP and identify new threats or occurrences of land subsidence.
2. A process to adjust the SMP to minimize or abate land subsidence and ground fissuring.

Since the initial SMP was adopted by the Watermaster in 2007, Watermaster has conducted the annual GLMP to implement the monitoring and reporting program in (1.) above.

The main activities of the GLMP include:

- Setup and maintenance of monitoring facilities
- Monitoring and testing
- Data analysis and reporting
- Meetings of the GLMC

The main results and conclusions of the GLMP have been:

- Very little permanent land subsidence has occurred in the MZ-1 Managed Area, which indicates that subsidence is being successfully managed in this area.



Quarterly Status Report
Ground-Level Monitoring Committee
January – March 2017

- Land subsidence has been occurring in the Northwest MZ-1 Area. Of particular concern is that subsidence in Northwest MZ-1 has occurred differentially across the San Jose Fault and in other areas—the same pattern of differential subsidence that occurred in the MZ-1 Managed Area during the time of ground fissuring.

Based on these results, the Watermaster determined that the SMP needs to be updated to include a *Subsidence Management Plan for the Northwest MZ-1 Area* with the long-term objective to minimize or abate the occurrence of the differential land subsidence. To assist in this update, the GLMP has been expanded to Northwest MZ-1. The SMP was updated in 2015 to include the *Work Plan to Develop a Subsidence Management Plan for the Northwest MZ-1 Area* (Work Plan). The Work Plan includes eleven tasks that include investigations, construction of monitoring facilities, monitoring and testing programs, modeling, and reporting. Tasks 1 through 5 and 11, or portions thereof, are planned for FY 2016-17:

- Task 1: Describe the Initial Hydrogeologic Conceptual Model and the Monitoring and Testing Program
- Task 2: Implement and Finalize the Initial Monitoring and Testing Program
- Task 3: Develop and Evaluate the Baseline Management Alternative
- Task 4: Develop and Evaluate the Initial Subsidence-Management Alternative
- Task 5: Design and Install the Pomona Extensometer Facility
- Task 11: Meetings and Administration

Activities Performed from January - March 2017

Setup and Maintenance of Monitoring Facilities

- Performed monthly routine maintenance, data collection, and verification at the Ayala Park and Chino Creek Extensometer facilities.
- Performed maintenance and updates to Watermaster’s Ayala Park website in order to maintain the availability of PA-7 groundwater levels to the producers in the Managed Area.
- Reinstalled and tested the Ayala Park data logger associated with pressure transducers: PA-8, PA-9, and PA-11. The data logger was malfunctioning and repaired by the manufacturer.
- Replaced power source (i.e. automotive battery) to Ayala Park data loggers.

Northwest MZ-1 Area Investigation:

- Coordinated with the Monte Vista Water District, City of Pomona, and SCADA Integrations (consulting firm) to prepare a proposal to equip and integrate up to 21 wells with SCADA-based monitoring of groundwater levels and production.

Monitoring and Testing

- Performed quarterly collection, checking, and storing of piezometric and aquifer-system deformation data from the wells and the Ayala Park and Chino Creek extensometer facilities



Quarterly Status Report

Ground-Level Monitoring Committee

January – March 2017

shown on Figure 1.

- Collected InSAR data for western Chino Basin from the German Aerospace Center's TerraSAR-X satellite.
- Conducted vertical ground-level surveys at benchmarks in the Southeast and Northwest Areas. Electronic distance measurements (EDMs) were also conducted across the San Jose Fault Zone (Figure 1).
- *Long-Term Pumping Test in the MZ-1 Managed Area.* The Long-Term Pumping Test, described in the SMP, was developed by the Committee to test and refine the Guidance Level for the Managed Area. The test requires that the City of Chino Hills simultaneously pump wells CH-15B and CH-17 to cause water levels at PA-7 to decline below the Guidance Level. The recovery phase of the Long-Term Pumping Test includes groundwater injection cycles at the City of Chino Hills well CH-16. Both CH-15B and CH-16 require physical improvements to function in the Long-Term Pumping Test. The following work was performed for the Long-Term Pumping Test during the reporting period:
 - The City of Chino Hills worked on the wellhead-treatment filters at CH-15B. Pumping at the wells in the MZ-1 Managed Area did not result in water levels to decline below the Guidance Level at PA-7.

Data Analysis and Reporting

- Began compiling and analyzing the data collected for the GLMP through December 2016.
- Began analyzing all historic EDM data collected in the Managed Area to date. The results of the data will be used to determine potential sites for the re-installation of the Daniels Horizontal Extensometer in the Managed Area.

Northwest MZ-1 Area Investigation:

- Prepared, text, tables, and figures for the draft technical memorandum: *Development and Characterization of the Baseline Management Alternative and Initial Subsidence-Management Alternative for the Northwest MZ-1 Area.*
- Finalized the draft technical memorandum: *Siting Study for the Pomona Extensometer.*
- Prepared the draft technical specifications: *Detailed Technical Specifications for the Drilling and Construction of Two Dual-Nested Piezometers for the Pomona Extensometer Facility.*

Meetings of the Ground-Level Monitoring Committee

One GLMC meeting was conducted during the reporting period:

A GLMC meeting was conducted on March 23, 2017. The meeting agenda included the following items:

- Preliminary results of the GLMP for 2016.
- Recommended scope and budget of the GLMC for FY 2017-18.



Quarterly Status Report

Ground-Level Monitoring Committee

January – March 2017

- Cost estimates for the proposed modifications to the SCADA systems at MVWD and the City of Pomona.
- Draft Technical Specifications for the Pomona Extensometer piezometers.
- Review the GLMC's next steps: finalize the recommended scope and budget for FY 2017-18 and upcoming GLMC deliverables and meetings.

Activities Planned for April – June 2017

Setup and Maintenance of Monitoring Facilities

- Perform monthly routine maintenance, data collection, and verification at the Ayala Park Extensometer and Chino Creek Extensometer facilities.

Monitoring and Testing

- Perform quarterly collection, checking, and storing of piezometric and aquifer-system deformation data from the wells and extensometers shown on Figure 1.
- Collect InSAR data across the western Chino Basin from the German Aerospace Center's TerraSAR-X satellite.

Northwest MZ-1 Area Investigation:

- Finalize the Initial Monitoring Program for the Northwest MZ-1 Area. This includes equipping up to 12 MVWD wells and 9 City of Pomona wells with SCADA system-based groundwater levels and production data monitoring capabilities.

Data Analysis and Reporting

- Finalize the draft technical memorandum: *Recommended Scope and Budget of the Ground-Level Monitoring Committee for FY 2017-18*.
- Continue analyzing all historic EDM data collected in the Managed Area to date. The results of the data will be included in the draft *2016 Annual Report of the Ground-Level Monitoring Committee*, along with recommendations for potential sites to re-install the Daniels Horizontal Extensometer in the Managed Area.
- Analyze data collected for the GLMP through 2016, and prepare the draft *2016 Annual Report of the Ground-Level Monitoring Committee*.

Northwest MZ-1 Area Investigation:

- Address the GLMC comments on the *Initial Hydrogeologic Conceptual Model and the Monitoring and Testing Program for the Northwest MZ-1* and finalize the report. The final report will be published in May 2017.
- Prepare the draft technical memorandum: *Development and Characterization of the Baseline Management Alternative and Initial Subsidence-Management Alternative for the Northwest MZ-1 Area*. The draft technical memorandum will be published in June 2017.
- Finalize the draft technical specifications: *Detailed Technical Specifications for the Drilling and*



Quarterly Status Report
Ground-Level Monitoring Committee
January – March 2017

Construction of Two Dual-Nested Piezometers for the Pomona Extensometer Facility. The final technical specifications will be published in April 2017.

- Perform environmental analysis pursuant to CEQA and property acquisition for potential site(s) for the Pomona Extensometer Facility.

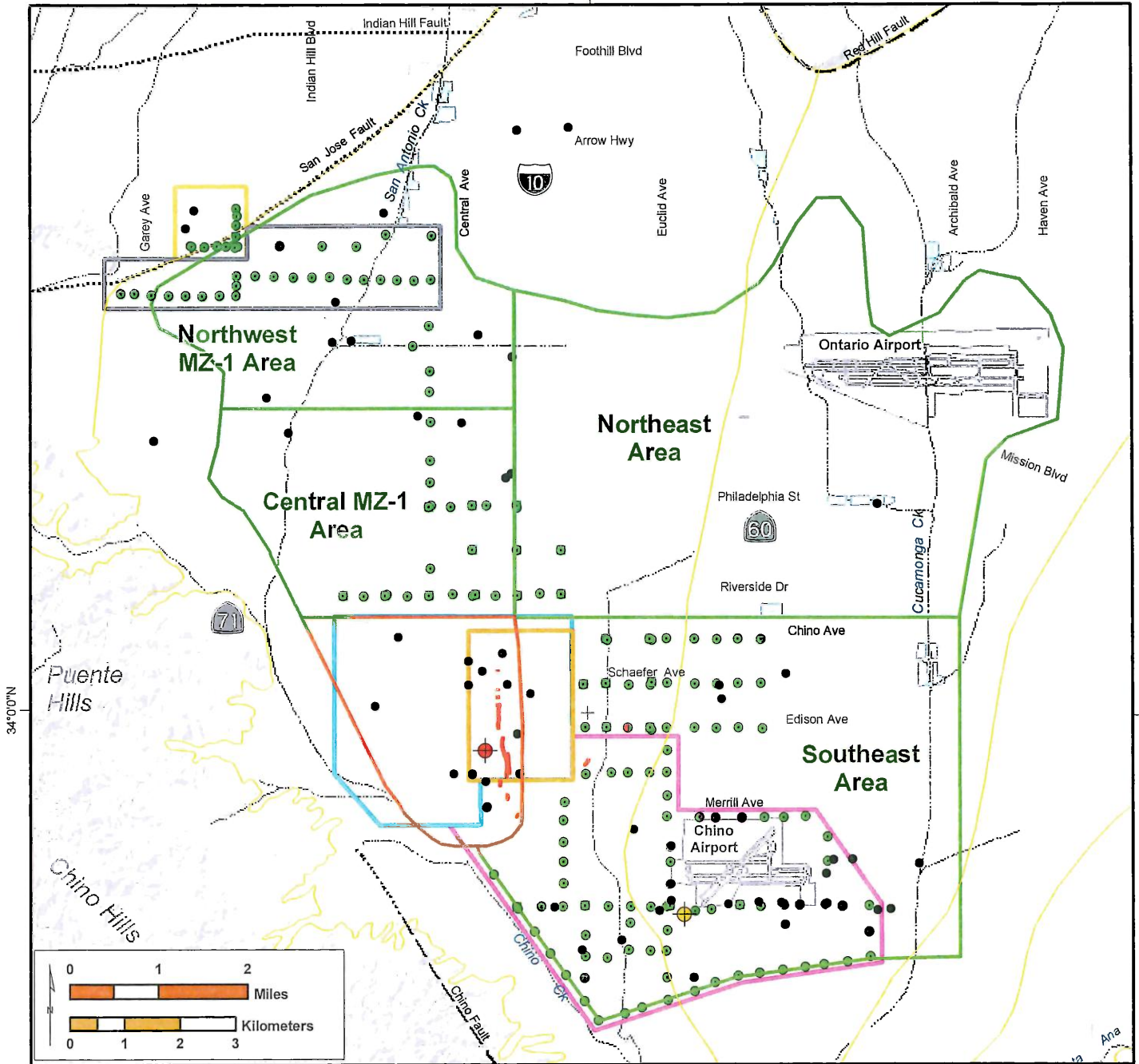
Meetings of the Ground-Level Monitoring Committee

Two GLMC meeting are anticipated between April and June 2017. The meeting agenda items will include:

- Finalize the draft technical memorandum: *Recommended Scope and Budget of the Ground-Level Monitoring Committee for FY 2017-18.*
- Review and discuss the draft technical specifications for the Pomona Extensometer piezometers.
- Review and discuss the scope of work and cost estimates for modifications to the Monte Vista Water District's and the City of Pomona's SCADA systems to facilitate collection of groundwater-level and production data from wells in the Northwest MZ-1 Area.
- Review and discuss the results and conclusions from the draft Technical Memorandum: *Development and Characterization of the Baseline Management Alternative Initial Subsidence-Management Alternative for the Northwest MZ-1 Area.*



117°40'0"W



MZ-1 Managed Area

Areas of Subsidence Concern

Historical Ground Fissures

Ayala Park Extensometer

Chino Creek Extensometer

Well Monitored by Pressure Transducer - 2016

Ground-Level Survey Areas

MZ-1 Managed Area

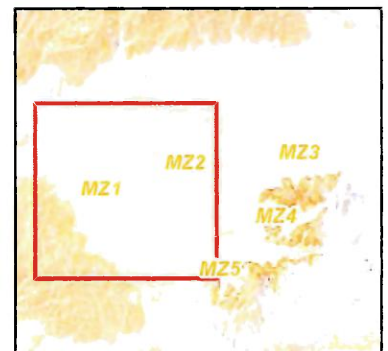
Fissure Zone Area

Southeast Area

San Jose Fault Zone Area

Northwest MZ-1 Area

Survey Benchmark



Produced by:



Author: MAB

Date Saved: 4/6/2017

Document Name: 20170328_Figure_1_v1



Ground-Level Monitoring Program
Q3 FY 2016-17

Figure 1

CHINO BASIN WATERMASTER

IV. INFORMATION

3. South Archibald and Chino Airport Plumes Status Report (Quarterly)

Quarterly Status Report

South Archibald Plume

April 2017

Contaminant: The primary contaminant is Trichloroethene (TCE). The maximum contaminant level (MCL) for TCE is 5 micrograms per liter ($\mu\text{g/L}$). The maximum TCE concentration detected in a groundwater sample collected from wells within the plume during the last five years (2012 to 2016) is 90 $\mu\text{g/L}$.

Location: The South Archibald TCE plume is located in the southern Chino Basin within the City of Ontario. As delineated by the Chino Basin Watermaster (Watermaster) in 2015¹, the extent of the plume with detectable TCE concentrations is about 11,000 feet wide and 23,000 feet long, and extends from State Route 60 on the north to Bellegrave Ave. to the south, between Haven and Turner Avenues on the east, and Grove Avenue on the west. In 2014, several parties² delineated the extent of the plume area with TCE concentrations greater than or equal to 5 $\mu\text{g/L}$. Both plume delineations are shown in Exhibit 1.

Cleanup and Abatement Orders (CAOs): In 2005, the Santa Ana Regional Water Quality Control Board (Regional Board) issued six Draft CAOs to the Aerojet-General Corporation, The Boeing Company, Northrop Grumman Corporation, Lockheed Martin Corporation, General Electric Corporation and the United States Department of Defense; and in 2012 issued one Draft CAO jointly to the City of Ontario, City of Upland, and Inland Empire Utilities Agency (IEUA).

In September 2016, the Regional Board approved the Stipulated Settlement and CAO No. R8-2016-0016³ to the parties listed above, with the exception of Northrop Grumman Corporation. The final CAO became effective upon receipt of all identified parties' signatures in November 2016.

Regulatory and Monitoring History: In the mid-1980s, the Metropolitan Water District of Southern California determined that TCE was present in private wells in the southern Chino Basin as part of the work associated with the Chino Basin Storage Program. The Regional Board confirmed this with subsequent rounds of sampling.

The Regional Board issued Draft CAOs in 2005 for six different parties who were tenants on the Ontario Airport property. On a voluntary basis, four of the parties—Aerojet-General Corporation, The Boeing Company, General Electric Company, and Lockheed Martin Corporation, collectively the ABGL parties, worked together, along with the U.S. Department of Defense, to investigate the source of the contamination. Part of the investigations included collecting water-quality samples from private

¹ Wildermuth Environmental, Inc. (2015). Optimum Basin Management Program – 2014 State of the Basin Report. Prepared for the Chino Basin Watermaster. June 2015.

² Erler & Kalinowski. (2014). Supplemental Data Report. Trichloroethene Plume. Central Chino Basin, Ontario, California. Prepared for Aerojet Rocketdyne, Boeing, General Electric, and Lockheed Martin. November 19, 2014.

³ California Regional Water Quality Control Board Santa Ana Region (2016). Stipulated Settlement and Cleanup and Abatement Order No. R8-2016-0016. City of Ontario, City of Upland and Inland Empire Utilities Agency, Aerojet Rocketdyne Inc., The Boeing Company, General Electric Company, Lockheed Martin Corporation and the United States of America, Former Ontario-Upland Sewage Treatment Plant (Regional Recycling Plant No. 1) City of Ontario.



Quarterly Status Report

South Archibald Plume

April 2017

wells and taps at residences, and the construction and sampling of four triple-nested monitoring wells. Alternative water systems were provided at private residences in the area where groundwater was contaminated with TCE.

In 2008, Regional Board staff conducted research pertaining to the likely source of the TCE contamination and identified discharges of wastewater that may have contained TCE to the RP-1 treatment plant and associated disposal areas to be a potential source. The Regional Board identified several industries, including some previously identified tenants of the Ontario Airport property, that likely used TCE solvents before and during the early-1970s, and discharged wastes to the Cities of Ontario and Upland sewage systems tributary to the RP-1 treatment plant and disposal areas. In 2012, an additional Draft CAO was issued by the Regional Board jointly to the City of Ontario, City of Upland, and the IEUA as the previous and current operators of the RP-1 treatment plant and disposal area (collectively RP-1 the parties).

Under the Regional Board's oversight, sampling at private residential wells and taps has been conducted approximately every two years (2007-08, 2009, 2011 and 2013-14) by multiple parties in the region where groundwater is potentially contaminated with TCE. As of 2014, all private wells and/or taps in the area of the plume have been sampled at least once since 2007. The most recent monitoring report with all this data was published in November 2014⁴. Alternate water systems (tanks) have been installed at residences in the area where well water contains TCE at or above 80 percent of the MCL for TCE (e.g. equal to or greater than 4 µg/L). Residents who declined tank systems are being provided bottled water.

Watermaster routinely samples private wells in the plume area for water quality. Watermaster also conducted two rounds of split sampling with ABGL parties: one in 2009 at the four multi-port ABGL monitoring wells, and one in 2011 at private residences' wells and taps. Watermaster uses data obtained from their own monitoring efforts to delineate the plume. The most recent characterization of the plume was completed by Watermaster in 2015 for the 2014 State of the Basin Report¹ (see Exhibit 1).

The RP-1 parties completed the Draft Feasibility Study Report for the South Archibald Plume (Feasibility Study) in July 2015⁵. The Feasibility Study establishes clean-up objectives for both domestic water supply and plume remediation, and evaluates alternatives to accomplish these objectives. In August 2015, a Draft Remedial Action Plan (RAP) was concurrently prepared by the RP-1 parties⁶ to present the preferred plume remediation and domestic water supply alternatives. A public review period followed along with two community meetings convened in September 2015 to educate the

⁴ Erler & Kalinowski, Inc. (2014). Supplemental Data Report Trichloroethene Plume Central Chino Basin. Prepared for Aerojet Rocketdyne, Boeing, General Electric, and Lockheed Martin. November 19, 2014.

⁵ Dudek (2015). Draft Feasibility Study Report South Archibald Plume, Ontario, California. Prepared for City of Ontario, City of Upland, and Inland Empire Utilities Agency. July 2015.

⁶ Dudek (2015). Draft Remedial Action Plan South Archibald Plume, Ontario, California. Prepared for City of Ontario, City of Upland, and Inland Empire Utilities Agency. August 2015.



Quarterly Status Report South Archibald Plume April 2017

public about the plume, the Feasibility Study and the RAP, and to solicit comments on these reports. A public repository of all pertinent documents is available online at <http://tceplumecleanup.com>. In November 2015, a revised Draft Feasibility Study⁷, RAP⁸, and Responses to Comments were completed to address input from the public, ABGL, and other parties.

Recent Activity:

In September 2016, the Regional Board issued the Final CAO R8-2016-0016 collectively to the RP-1 parties and the ABGL parties. The Final CAO was adopted by all parties in November 2016, thus approving the plume remediation and domestic water supply alternatives identified in the RAP. The parties also reached a settlement agreement that aligns with the Final CAO and authorizes funding to initiate implementation of the plume remediation alternative. Project initiation of the plume remediation alternative is expected to begin in the second quarter of 2017.

The preferred plume remediation alternative identified in the Draft Feasibility Study and RAP involves the use of existing and proposed Chino Basin Desalter Authority (CDA) production wells and treatment facilities. The RP-1 parties and the CDA reached a Joint Facility Development Agreement⁹ for implementation of a project designed to remediate the South Archibald Plume. The proposed project includes the operation of three new CDA production wells II-10, II-11, and II-12, and a dedicated pipeline to convey groundwater produced from these wells to the Desalter II treatment facility.

The City of Ontario has assumed the responsibility for implementing a domestic water supply alternative for those private residences affected by the TCE groundwater contamination that are currently receiving bottled water. The preferred domestic water supply alternative identified in the Feasibility Study and RAP is a hybrid between the installation of tank systems for some residences where water is delivered from the City of Ontario potable supply via truck deliveries, and installation of a temporary pipeline to connect some residences to the City of Ontario potable water system. The City of Ontario submitted a domestic water supply work plan¹⁰ to the Regional Board in February 2017 which included a plan to offer tank systems or water system connections to residents currently relying on bottled water. The domestic water supply work plan was approved by the Regional Board on March 3, 2017 and offer letters have been sent to affected residents.

⁷ Dudek (2015). Draft Feasibility Study Report South Archibald Plume, Ontario, California. Prepared for City of Ontario, City of Upland, and Inland Empire Utilities Agency. November 2015.

⁸ Dudek (2015). Draft Remedial Action Plan South Archibald Plume, Ontario, California. Prepared for City of Ontario, City of Upland, and Inland Empire Utilities Agency. November 2015.

⁹ Agreement dated June 22, 2015

¹⁰ Dudek (2017). Domestic Water Supply Work Plan. South Archibald TCE Plume Ontario, California. Prepared for the City of Ontario and City of Upland. February 2017



Quarterly Status Report South Archibald Plume April 2017

Also in February 2017, the City of Ontario submitted a final work plan¹¹ to the Regional Board for sampling of the private wells and taps within the influence of plume. The Regional Board approved¹² the work plan and sampling commenced in late February 2017. A monitoring report will be submitted to Regional Board by May 15, 2017.

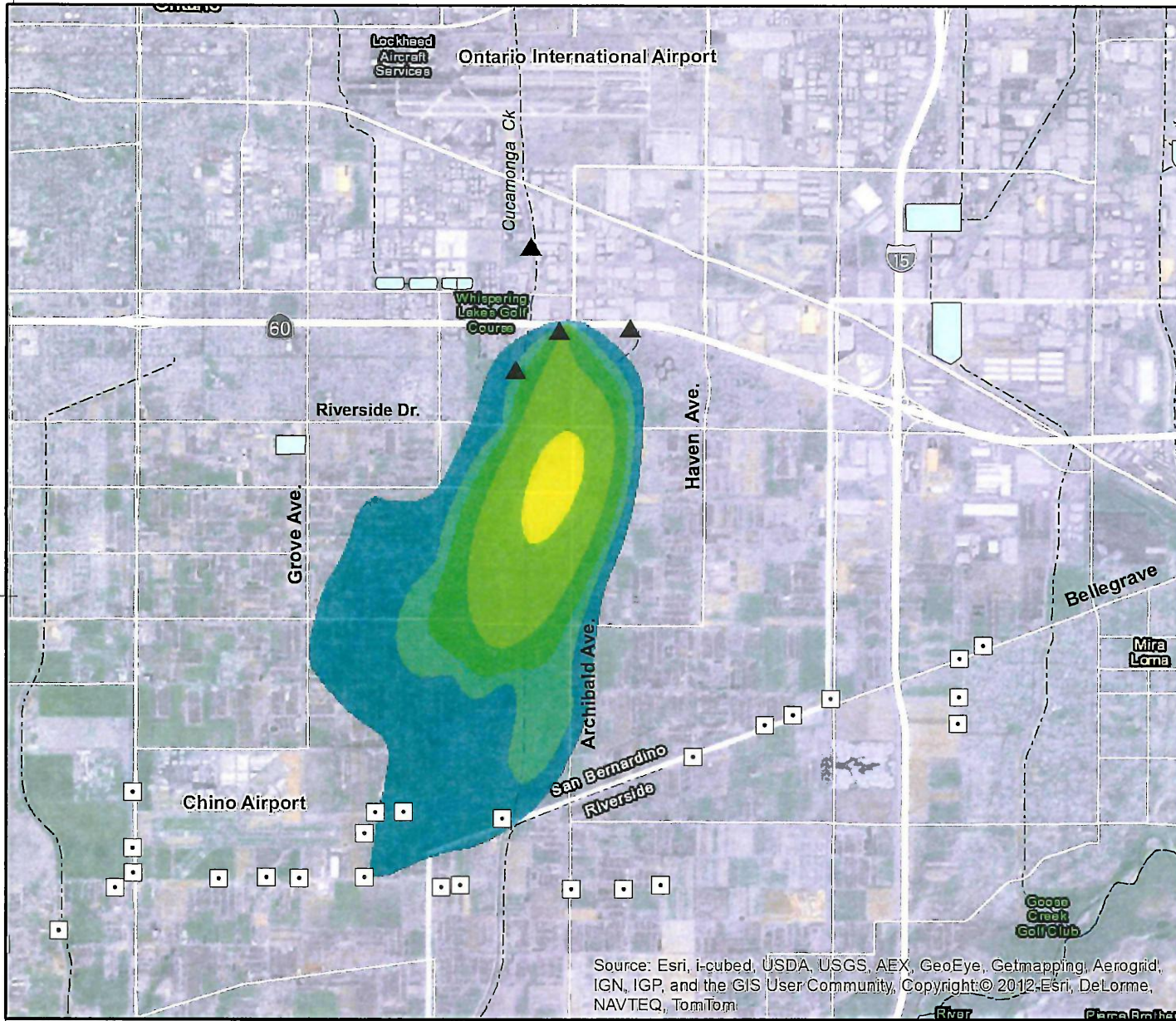
¹¹ EEC Environmental (2017). Workplan – Private Water Supply Well Sampling. Ontario California. Prepared for the City of Ontario. February 6, 2017.

¹² Regional Water Quality Control Board. Letter from Kurt Berchtold to the City of Ontario. Private Water Supply Sampling Work Plan – Selected Private Groundwater Wells and Taps, Ontario, California. February 14, 2017.



117°40'0"W

P133
34°00'0"N



117°40'0"W

Produced by:

WILDERMUTH
ENVIRONMENTAL INC.

23692 Birtcher Drive
Lake Forest, CA 92630
949.420.3030
www.wildermuthenvironmental.com

Author: VMW
Date: 8/15/2013
Name: ArchibaldSouth_20130814



0 0.5 1 2 Miles



CBWM Monthly Status Report

Location of the Archibald South Plume

Exhibit 1

THIS PAGE
HAS
INTENTIONALLY
BEEN LEFT
BLANK
FOR PAGINATION

Quarterly Status Report

Chino Airport Plume

April 2017

Contaminants: The primary contaminant is Trichloroethene (TCE). The maximum contaminant level for TCE is 5 micrograms per liter ($\mu\text{g/L}$). The maximum TCE concentration detected in a groundwater sample collected from wells within the plume area during the last five years (2012 to 2016) is 830 $\mu\text{g/L}$. Other contaminants of concern include 1,2,3-trichloropropane, 1,2-dichloroethane, 1,1-dichloroethene, cis-1,2-dichloroethene, carbon tetrachloride, and 1,4-dioxane.

Location: The Chino Airport TCE Plume is located in the southwestern portion of the Chino Basin within the City of Chino (Exhibit 1). As delineated by the Chino Basin Watermaster (Watermaster) in 2015¹, the extent of the plume with detectable TCE concentrations greater than 0.5 $\mu\text{g/L}$ is about 3,500 feet wide and 12,500 feet long, extending from the Chino Airport towards the southwest to just south of Pine Avenue. The County's most recent (2016) delineation of the extent of the plume with TCE concentrations greater than or equal to 5 $\mu\text{g/L}$ is also shown in Exhibit 1. Since 2015, the County recognizes two plumes originating from the Chino Airport; the West Plume and the East Plume.

Cleanup and Abatement Orders (CAOs): The Santa Ana Regional Water Quality Control Board (Regional Board) issued CAO No. 90-134, CAO No. R8-2008-0064, and CAO No. R8-2017-0011 to the County.

Regulatory and Monitoring History: In 1990, the Regional Board issued CAO No. 90-134 to address groundwater contamination originating from the Chino Airport. From 1991 to 1992, ten inactive underground storage tanks and 310 containers of hazardous waste were removed, and 81 soil borings were drilled and sampled on the airport property. During 2003 to 2005, nine onsite monitoring wells were installed and used to collect groundwater quality samples. In 2007, the County conducted its first offsite monitoring effort, which included 22 cone penetrometer tests (CPT) and direct push borings from which water quality samples were collected. In 2008, the Regional Board issued CAO No. R8-2008-0064 requiring the County to define the lateral and vertical extent of the plume and to prepare a remedial action plan. From 2009 to 2012, 33 offsite monitoring wells were installed at 15 locations to characterize the extent of the contamination downgradient from the airport property.

From 2013 to 2014 the County conducted an extensive investigation of several areas identified for additional characterization of the soil and groundwater contamination associated with the Chino Airport. The investigative work included: piezocone-penetrometer tests; vertical-aquifer-profiling (VAP) borings with depth-discrete groundwater sampling; soil-gas probe sampling; high-resolution soil sampling and analysis; real-time data analysis; and three-dimensional contaminant distribution modeling. At the conclusion of this work, 33 groundwater monitoring wells were installed in 17 locations on and adjacent to the Airport property from September 2014 through February 2015.

¹ Wildermuth Environmental Inc. (2015). Optimum Basin Management Program - 2014 State of the Basin Report. Prepared for the Chino Basin Watermaster. June 2015.



Quarterly Status Report

Chino Airport Plume

April 2017

The County conducts quarterly, annual, or biennial water-quality monitoring, and quarterly water-level monitoring at the 75 monitoring wells constructed to date. All the data collected by the County is posted on the Regional Board's GeoTracker website². Conclusions from the monitoring program can be found in the semi-annual reports posted on GeoTracker. The most recent monitoring report submitted to the Regional Board was in September 2016³.

The County characterizes the extent of the plume vertically in multiple cross-sectional views, and laterally in an areal view, using the data collected from their monitoring program. The most recent characterization of the TCE plume prepared by the County was in a 2016 monitoring report³. Exhibit 1 shows the areal extent of the plume as recently delineated by the County. No groundwater remediation activities have been performed yet by the County.

The Watermaster collects groundwater-quality samples from private wells in the plume area, and at its HCMP-4 monitoring well located in the southern portion of the plume. The Chino Basin Desalter Authority (CDA) collects groundwater-quality samples from its production wells located in the plume area. Watermaster uses data from the County, CDA, and their own sampling to perform an independent characterization of the areal extent and concentration of the TCE plume. The most recent characterization of the plume completed by Watermaster was in 2015 for the 2014 State of the Basin Report¹ and is shown on Exhibit 1.

Recent Activity: The County completed a Draft Feasibility Study⁴ for the Chino Airport in August 2016. The Feasibility Study identifies remedial action objectives for contaminated groundwater originating from the Chino Airport and evaluates remediation alternatives for mitigation. The recommend remediation alternative in the Feasibility Study is a groundwater pump-and-treat system to provide hydraulic containment and treatment of both the West Plume and the East Plume originating from the Chino Airport. The system consists of seven extraction wells that will produce approximately 650 gallons per minute of groundwater for treatment onsite using carbon adsorption. An air stripper may be added to the system if found necessary. The preferred option for discharge of treated groundwater is to construct a pipeline to the onsite CDA Chino-I Desalter influent pipeline. If this discharge option is not available at the time the system is constructed, the backup options are to discharge to the local surface waters or treatment plants, or to inject the water back into the groundwater basin with six injection wells at the northeast corner of the Chino Airport. Additionally, the County has proposed an interim remediation plan to construct a granular activated carbon wellhead treatment system at CDA well I-18 located at the center of the plume. Well I-18 is

² http://geotracker.waterboards.ca.gov/profile_report.asp?global_id=SL208634049

³ Tetra Tech (2016) Semiannual Groundwater Monitoring Report Winter and Spring 2016. Chino Airport Groundwater Assessment, San Bernardino County, California. Prepared for County of San Bernardino Department of Architecture and Engineering. September 2016.

⁴ Tetra Tech (2016) Draft Feasibility Study Chino Airport San Bernardino County, California. Prepared for the County of San Bernardino, Department of Architecture and Engineering. August 2016.



Quarterly Status Report
Chino Airport Plume
April 2017

not currently planned for use by the CDA. The CDA is currently reviewing the proposed design and operations plan for the Well I-18 well-head treatment system.

On January 11, 2017, the Regional Board issued CAO R8-2017-0011 to the County, which supersedes CAO R8-2008-0064. The order requires that the County: submit a Final Feasibility Study within 60 days of receiving the Regional Board's comments on the Draft Feasibility Study; submit a Final Remedial Action Plan (RAP) within 60 days of the Regional Board approval of the Final Feasibility Study; implement the RAP in accordance with a Regional Board-approved schedule; and prepare and submit technical reports and work plans as the Regional Board deems necessary. The Regional Board submitted comments on the Draft Feasibility Study via email on December 23, 2016⁵ and February 8, 2017⁶. The County submitted responses to the Regional Board's comments along with a revised Draft Feasibility Study on March 20, 2017⁷. The Regional Board reviewed the revised Draft Feasibility Study and accepted the proposed changes and responses, but submitted three additional comments on March 30, 2017⁸ that are currently being addressed by the County.

5

https://geotracker.waterboards.ca.gov/regulators/deliverable_documents/5080523431/ChinoAP_CommentsOn_d_FS_23Dec2016.pdf

6

file:///S:/Clients/CBWM/OBMP_Implementation/Water%20Quality/Point%20Sources%20of%20Concern/Chino%20Airport/20170208_AddComments_Regional%20Baord_FS_8Feb2017.pdf

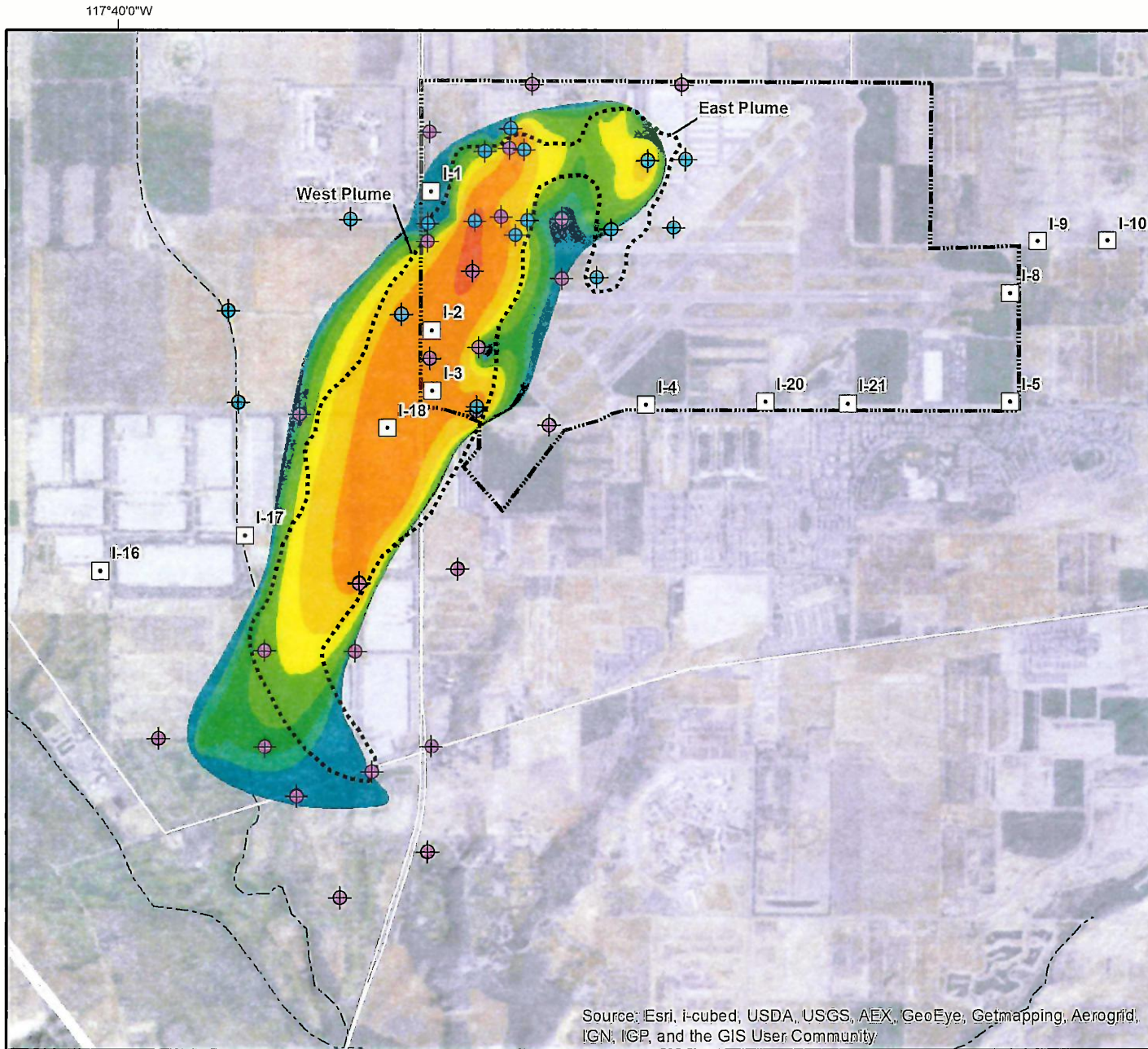
7

file:///S:/Clients/CBWM/OBMP_Implementation/Water%20Quality/Point%20Sources%20of%20Concern/Chino%20Airport/20170320_RTCs_Draft%20FS_Chino%20Airport_032017.pdf

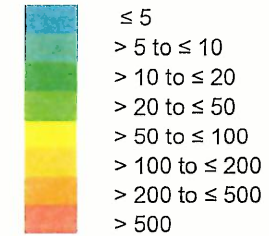
8

file:///S:/Clients/CBWM/OBMP_Implementation/Water%20Quality/Point%20Sources%20of%20Concern/Chino%20Airport/20170330_ChinoAP_SBC_RTCs_response30Mar2017.pdf





Maximum TCE Concentration (ug/L)
 July 2009 to June 2014
 (Delineated by Watermaster in the 2014
 State of the Basin Report)



Extent of TCE Plume with
 Concentrations Greater than or
 Equal to 5 ug/L as Delineated by
 the County in 2016 Using Their Data
 (February 2016 Monitoring Report)

County of San Bernardino Monitoring
 Well (some locations have multiple wells
 at various depths)

- Constructed Between 2003 and 2012
- Constructed Between September 2014 and February 2015

Chino Basin Desalter Authority
 Production Well

Chino Airport Property Boundary




Source: Esri, i-cubed, USDA, USGS, AEX, GeoEye, Getmapping, Aerogrid,
 IGN, IGP, and the GIS User Community

117°40'0"W

Prepared by:

23692 Birtcher Drive
 Lake Forest, CA 92630
 949.420.3030
 www.weiwater.com

Author: VMW
 Date: 10/3/2016
 Name: ChinoAirport_20160707



CHINO BASIN WATERMASTER

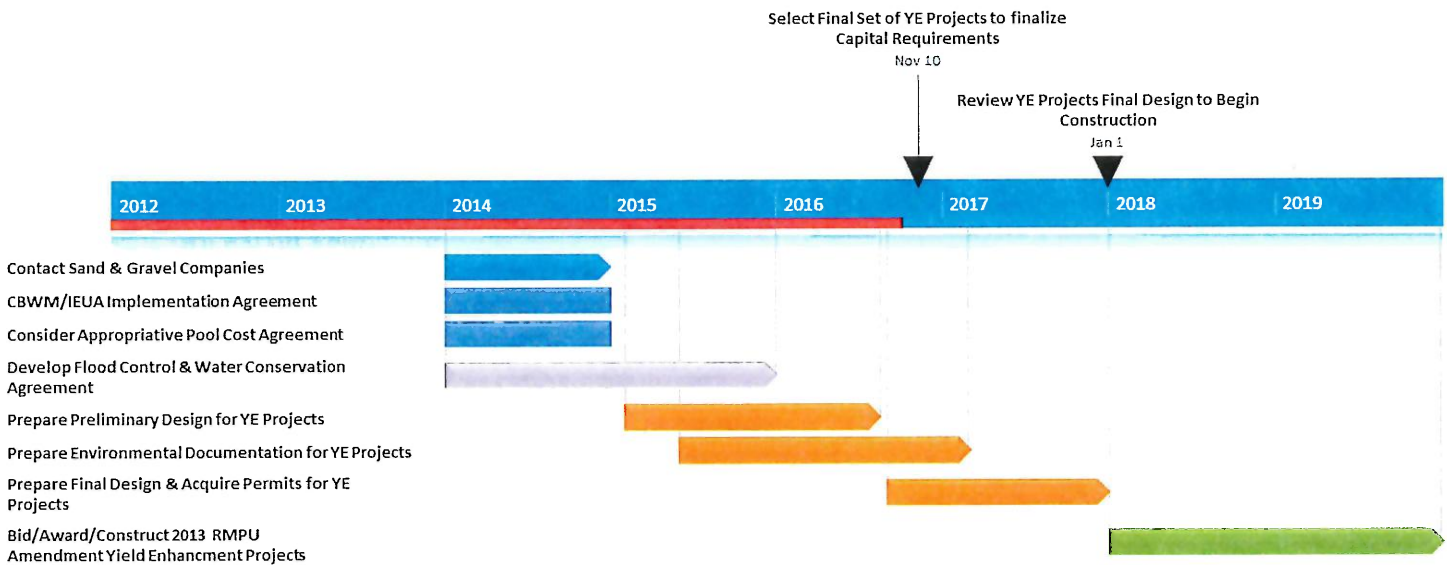
IV. INFORMATION

4. RMPU Status Report (Quarterly)

2013 Amendment to 2010 RMPU Implementation

Quarterly Status Report – April 2017

Schedule:



STATUS

In April 2015, the 2013 Amendment to 2010 Recharge Master Plan update Steering Committee was merged with the IEUA/Watermaster Joint Projects Committee meeting and renamed the Recharge Investigations and Projects Committee (RIPCom), and meets monthly. This was done so that progress on all recharge projects, including prior projects, RMPU Sustainability and Yield Enhancement projects, and potential new projects could be reviewed by all Pool representatives before making a recommendation to their respective Pools. Progress on all projects is provided in a separate report.

Year 1 - 2014

Yield Enhancement Projects: Contact Sand and Gravel Companies

IEUA, with the help of Watermaster stakeholders, has developed a list of haulers who may be interested in the dirt removal. Following the approval of a project's PDR, contact with the Sand and Gravel companies will be made. There are a few concerns to be addressed. Most companies prefer not to be tied to an IEUA/Watermaster schedule, rather, they would prefer to be driven by the needs of development-related construction projects. IEUA estimates having 12 potential companies interested in dirt hauling, however, the number may fluctuate as demands and future schedules change.

Yield Enhancement Projects: Develop Watermaster and IEUA Yield Enhancement Project Implementation Agreement

This was completed, and the Master Agreement and Task Orders have been signed by both IEUA and Watermaster Boards.

Yield Enhancement Projects: Consider AP New Yield Cost Allocation Agreement

Within the Safe Yield Reset effort, it was determined that the stormwater yield from the RMPU projects will initially be part of the New Yield allocation. The cost sharing will be based on the Operating Safe Yield percentage, with an opt-out provision that would allow Fontana Water Company the first chance at that water. Section 5.1 of the 2015 Safe Yield Reset Agreement further describes the mechanisms for accounting and allocation among the Appropriative Pool Parties. As of early April 2017, the Safe Yield Reset matter is pending before the Court.

Yield Enhancement Projects: Develop Flood Control and Water Conservation Agreement

IEUA and Watermaster have met and exchanged correspondence with the San Bernardino County Flood Control District (SBCFCD) to expand the Four Party Agreement to include all facilities necessary for RMPU Implementation. IEUA, Watermaster, and SBCFCD have also met to discuss SBCFCD's anticipated permit conditions for the RMPU projects so that there would be minimal or no impact to the RMPU project's scope, budget, or schedule. IEUA and Watermaster have also met with Chino Basin Water Conservation District (CBWCD) to discuss the CBWCD facilities that are involved in the RMPU Implementation. As of April 2017, negotiations are ongoing.

Yield Enhancement Projects: Agreement with Property Owners

Contact with SBCFCD and CBWCD has been made through the above-mentioned process. The Sierra Basin is no longer considered a potential project due to the City of Fontana stating that the basin is to be repurposed in the future. The Lower San Sevaire (PID 17) property was sold at auction; status is "ongoing due diligence by potential buyer" until May 2017. IEUA has worked with California Steel Industries (CSI) on a wastewater issue and is discussing the terms of using that recharge basin for the project contemplated in the RMPU. CSI has expressed interest in recharging the basin with stormwater, recycled water, and other sources

of supplemental water, which the preliminary design found in the RMPU PDR will meet. As of April 2017, discussions are ongoing.

Years 2 and 3 - 2015 and 2016

Yield Enhancement Projects: Prepare Preliminary Design of Recommended Yield Enhancement Projects

The Preliminary Design effort is completed and is reported for each individual project as a separate report which is posted on Watermaster's FTP site and also accessible at this link:

[http://www.cbwm.org/FTP/Recharge%20Investigations%20and%20Projects%20Committee%20\(RIPCom\)/Project%20PDRs/](http://www.cbwm.org/FTP/Recharge%20Investigations%20and%20Projects%20Committee%20(RIPCom)/Project%20PDRs/)

Yield Enhancement Projects: Prepare Environmental Documentation for Yield Enhancement Projects

The required environmental documents for the San Sevaine Basin RMPU Project was completed in January 2016, through an IEUA Board adoption of a mitigated negative declaration on the proposed project. The required environmental documents for Lower Day Basin RMPU Project will have a similar find and action. The IEUA Board adopted the findings on April 20, 2016. The remaining RMPU projects have been addressed separately through a programmatic environmental impact report on the proposed planning level projects within the Recharge Master Plan Update document.

Financing Plan

The 2013 RMPU Master Plan Update Financing Plan was approved on May 26, 2016 by the Watermaster Board. The plan is posted on Watermaster's FTP site and also accessible at this link:

[http://www.cbwm.org/FTP/Recharge%20Investigations%20and%20Projects%20Committee%20\(RIPCom\)/RMPU%20Agreements/20160512%20Financing%20Plan%20for%20the%202013%20RMPU.pdf](http://www.cbwm.org/FTP/Recharge%20Investigations%20and%20Projects%20Committee%20(RIPCom)/RMPU%20Agreements/20160512%20Financing%20Plan%20for%20the%202013%20RMPU.pdf)

Years 3 and 4 - 2016 and 2017

Prepare Final Designs and Acquire Necessary Permits for Yield Enhancement

In November 2016, the Watermaster Parties selected projects to move forward for Final Design. The suite of projects are collectively identified as the Post-2014 Stormwater Recharge Projects.

Project ID	Post-2014 Stormwater Recharge Program
23a	Wineville/Jurupa/RP-3 Basins with SW Force Main Improvements
11	Victoria Basin
12	Lower Day Basin*
2	Montclair Basins
7	San Sevaine*
	<ol style="list-style-type: none"> 1. Upon receipt of bid results IEUA/CBWM are to confirm with the AP on project advancement prior to awarding the construction contracts. 2. On Project 23a, the bid for the pump station and force main will be an optional bid item.

The Final Designs for the Post-2014 Stormwater Recharge Projects are to be completed by the beginning of 2018. San Sevaine's design effort was completed in November 2016 while Lower Day, which is was initially on an accelerated schedule but met some delays, will complete Final Design by March 2018.

Years 5 and 6 - 2018 and 2019

Construct 2013 RMPU Amendment Yield Enhancement Projects

Construction of the selected RMPU projects after Final Design are anticipated to be completed by the end of 2019.

Monitoring, Reporting, and Accounting Long-Term Average Net New Stormwater Recharge

The due date for the third round of requests for Water Quality Management Plan (WQMPs), Design Reports, and As-Built drawings for new projects and projects built between Fiscal Years 2011 and 2016 was November 1, 2016. As of April 2017, Watermaster is working with WEI to analyze the approximately 200 WQMPs received.

Sustainability Projects:

Effort is underway. JCSD is the lead on this and is working with IEUA, Ontario, MVWD, and FWC to refine sustainability project opportunities. JCSD began receiving water from the City of Ontario in April 2015 per the Ontario-Jurupa In lieu Sustainability Project Agreement. With this agreement, JCSD will receive 2,000 acre-feet of Ontario's CDA allotment of water in exchange for the purchase of an equal quantity of imported water from the WFA plant for use by the City of Ontario. JCSD is also exploring other sources of imported water beyond Metropolitan Water District to diversify its water source portfolio.

The joint Vulcan/ FWC project at the Vulcan Recharge Basin anticipated recharge in the Basin in early September 2015, however, due to some logistical issues it was delayed until December 21, 2015. In February 2016, Vulcan/FWC completed its 100 acre-foot recharge project. The exact amount recharged was 100.006 acre feet. In March 2017, FWC applied for an additional 500 acre-foot of Recharge. As of April 2017, the application is still in the approval process.

CHINO BASIN WATERMASTER

IV. INFORMATION

5. Santa Ana River Watershed Status Report (Quarterly)

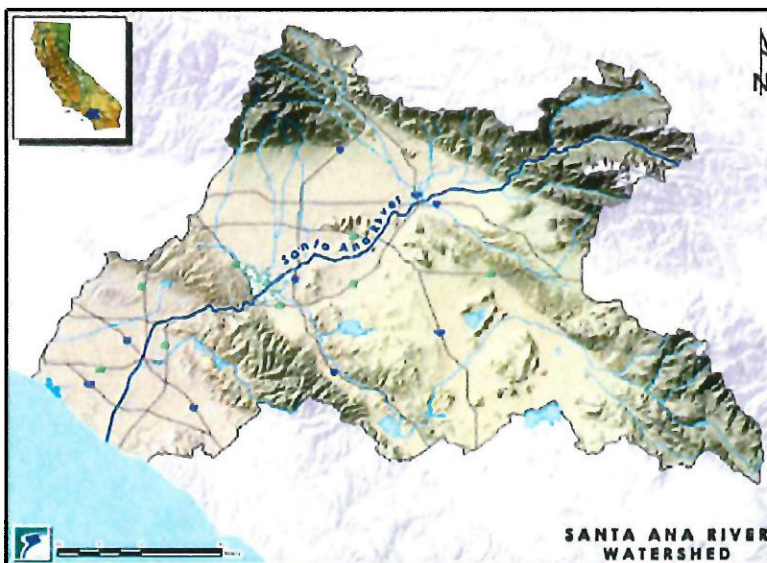
SANTA ANA RIVER ACTIVITIES UPDATE

The Chino Basin is part of the Santa Ana River Watershed, as such, Chino Basin Watermaster participates in different activities and follows closely the happenings in the entire watershed. This document is the first of a series of periodic updates about the current activities and issues in the watershed. The updates will be classified into four different categories:

1. Water Quality
2. Basin Management
3. Habitat Conservation / Monitoring
4. Storage and Conjunctive Use

Many of the activities that take place within the watershed fall in more than one category. Below is a list of the current activities of interest in the Santa Ana River Watershed:

- Basin Monitoring Program Task Force
- Upper Santa Ana River Habitat Conservation Plan
- Prado Basin Adaptive Management Plan
- Santa Ana River Conservation and Conjunctive Use Program



Water Quality

Basin Management

Habitat Conservation / Monitoring

Storage and Conjunctive Use

The Santa Ana River is the longest river that is entirely contained in Southern California and one of the most densely populated watersheds in the State of California. Some quick facts to remember about the Santa Ana River are:

- It is 96 miles long
- It has over 700 miles of tributaries
- ~6 million people live within the watershed
- The watershed encompasses 58 cities in 4 counties
- The area of the watershed is 2650 sq. miles



BASIN MONITORING PROGRAM TASK FORCE

Chino Basin Watermaster participates in the Basin Monitoring Program Task Force (BMPTF) and collaborates with the Regional Board in developing Groundwater quality reports. Currently the Task Force is working on the following:

- Wasteload Allocation Model Update: The WLAM is a tool used by the Regional Board to determine assimilative capacity in the upper watershed. It is currently being updated by Geoscience Inc.
- Ambient Water Quality Re-computation: This is a study conducted every three years that analyzes the water quality in the entire upper watershed. It is also part of the Maximum Benefit commitments by CBWM and IEUA. It is currently being performed by the BMPTF's consultant, CDM-Smith. The Chino North part of the study will be conducted by WEI.
- Basin Plan Amendment for Chino South Groundwater Management Zone: The task force is currently developing a Basin Plan amendment that will raise the Nitrate-N objective from 4.2 mg/L to 5.0 mg/L
- Reach 3 of the Santa Ana River was listed as an impaired body in the 303 (d) listing pursuant of the Clean Water Act for Benthic community effects. The Task Force directed its consultant to write a letter to the State Board stating that the Line of Evidence and the Beneficial uses listed did not correspond with the Basin Plan.

Category:



Water Quality



The Basin Monitoring Program Task Force is a watershed effort by 17 agencies administered by SAWPA. Its main task is to create periodic reports about the concentrations of TDS and Salt in the watershed and to cooperate with the Regional Water Quality Control Board to update assimilative capacities.

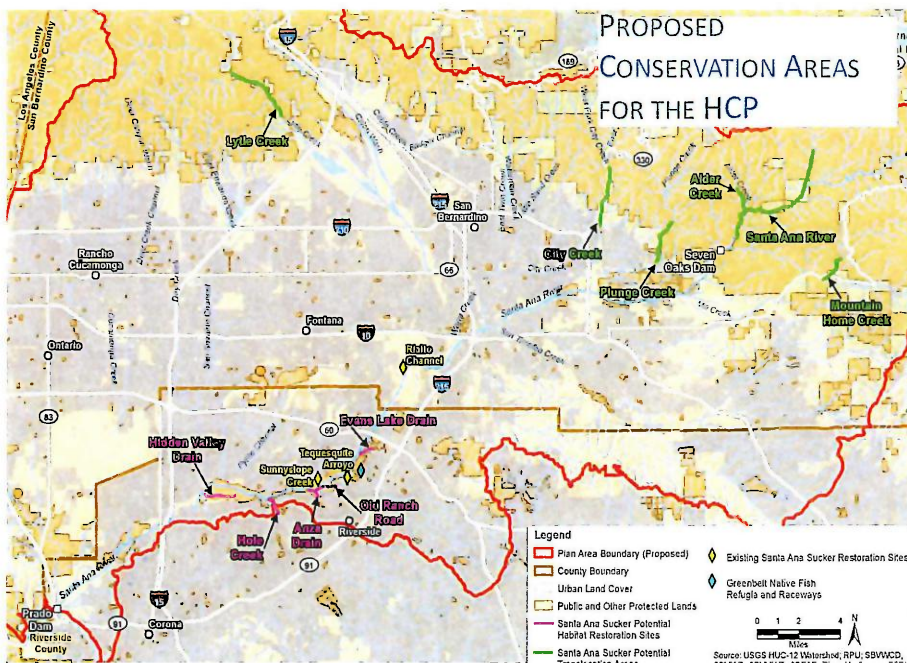


UPPER SANTA ANA RIVER HABITAT CONSERVATION PLAN

Chino Basin Watermaster and IEUA participate in the Upper Santa Ana River Habitat Conservation Plan with other agencies in the Upper Watershed. The covered activities for Watermaster and IEUA under the HCP are the maintenance and enhancements of recharge basins under the RMPU. The group recently concluded the initial work and is starting the preparation of the Programmatic Environmental Impact Review documents.

Integrated Groundwater Model for the Upper Santa Ana River

UFWS and CDFW expressed interest in analyzing the effects of the proposed covered activities in the flows of the Santa Ana River. The team proposed the creation of an integrated groundwater model that would analyze the surface water and groundwater interactions in the entire Upper Watershed. This model will attempt to integrate existing groundwater models and create a single, open source, peer reviewed model, that will analyze the effects of the proposed covered activities under the HCP. CBWM expressed concern about the availability of the Chino Basin Model and the selection of a baseline that would leave out some of the management activities conducted in Chino Basin. The RFP issued in March 2017 addressed these concerns. Three proposals were received: Geoscience, Intera, and RMC, and interviews were conducted on April 6, 2017.



Categories:



Basin Management



Habitat Conservation / Monitoring

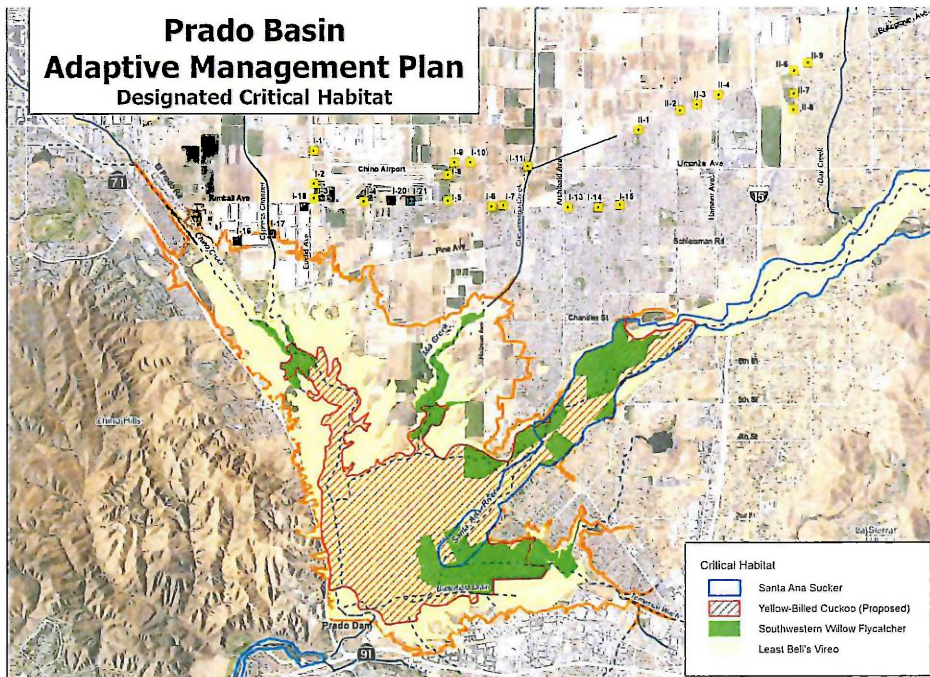
The Upper Santa Ana River Habitat Conservation Plan is a multi-agency effort administered by San Bernardino Valley Municipal Water District. Its mission is to expedite application for incidental take permits of certain endangered species within the watershed by providing habitat restoration / conservation in the Upper Watershed.



PRADO BASIN ADAPTIVE MANAGEMENT PLAN

Pursuant to the Mitigation Measure 4.4-3 of the Peace II Subsequent Environmental Impact Report (SEIR), the Chino Basin Watermaster (Watermaster) and the Inland Empire Utility Agency (IEUA) implemented an Adaptive Management Plan (AMP) for the Prado Basin Habitat Sustainability Program (PBHSP) to monitor the riparian habitat in the Prado Basin as a contingency measure to ensure that the riparian habitat will not incur unforeseeable significant adverse effects from Peace II Agreement implementation. The AMP outlines a monitoring program of riparian habitat and the factors that could potentially affect the riparian habitat, which include, but are not limited to: groundwater levels, surface-water discharge, weather events, long-term climate, and annual data analysis and reporting. A key element of the AMP is its adaptive nature—Watermaster and IEUA can adjust the AMP as warranted by the data.

The Prado Basin Sustainability Committee held its first meeting of the year on March 21, 2017. In that meeting the preliminary results for the annual report and the scope of work for fiscal year 2017/2018 were presented. The draft annual report will be presented for review and comments on April 12, 2017, and a meeting to discuss the draft annual report will be held at IEUA Headquarters on April 25, 2017.



Categories:



Basin Management



Habitat Conservation / Monitoring

The Prado Basin Adaptive Management Plan is an extensive monitoring program funded by Watermaster parties to analyze possible effects in the Prado habitat due to Basin management activities pursuant to the Peace II agreement.



SANTA ANA RIVER CONSERVATION AND CONJUNCTIVE USE PROGRAM

The Santa Ana River Conservation and Conjunctive Use Program (SARCCUP) is a watershed-wide initiative with up to \$100M funding provided by Prop 1 and Prop 84 with matching funds from each agency. It consists in four different initiatives aimed at improving water reliability while enhancing conservation in the region. The four components of SARCCUP are:

- Santa Ana Sucker Habitat Restoration
- Arundo Removal
- Water Conservation measures
- Conjunctive Use Program

The conjunctive use program envisions the creation of three water banks: Bunker Hill / San Bernardino Basin, San Jacinto Basin and Chino Basin. Among the three, the Chino Basin Waterbank will be the largest, storing up to 96 thousand AF over a period of three years.

The agencies are currently developing the Programmatic Environmental Impact Review documents and simultaneously analyzing the projects that will be needed for the optimization of water conveyance and storage in the watershed. The PEIR is expected to be out for review during the summer of 2017. Agreements with CBWM will be needed for storage and recovery programs in the Chino Basin; the development of these will start in summer 2017.

Categories:



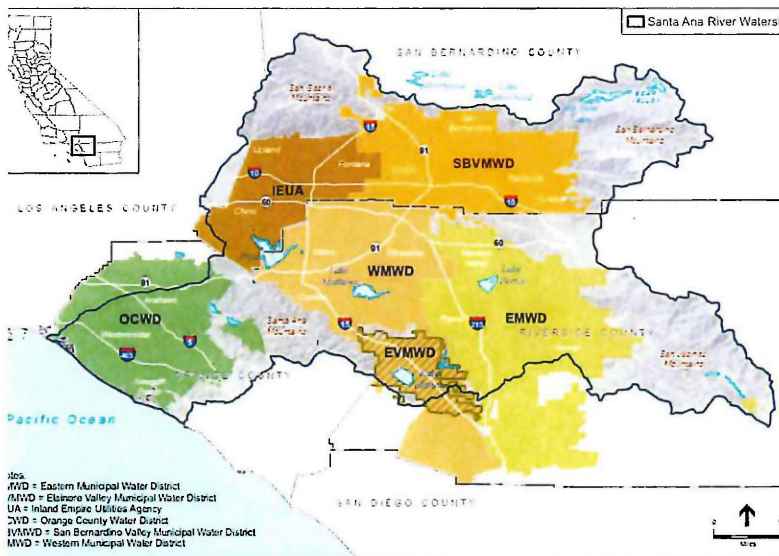
Basin Management



Habitat Conservation / Monitoring



Storage and Conjunctive Use



The Santa Ana River Conservation and Conjunctive Use Program is a watershed-wide initiative by the 5 SAWPA member agencies to improve reliability and resiliency of the water supply in the region by developing a regional storage and recovery program that will allow banking of up to 500 thousand AF during wet years.



CONCLUSIONS

The Chino Basin is a very important component of the Santa Ana River hydrology. The symbiotic relationship between these two water bodies is vital for the environmental and economic security of the region. Given the importance of this relationship, Watermaster is committed to monitoring and participating in the various activities and issues within the Santa Ana River watershed.

The current happenings could decrease the flows to the river due to recycling and reuse water activities in the Upper Watershed, and could also have an adverse impact on water quality if nitrate objectives are changed.

SARCCUP is an ambitious project that, if implemented, will open the door for storage and recovery programs for outside parties in the Chino Basin. While the spirit of the program is to improve the region's water supply reliability during dry years, it poses a challenge to storage management in Chino Basin.

Watermaster will continue to be an active participant in the activities performed in the watershed and will work cooperatively with the members of the region to ensure the best and most equitable use of our water resources.



Water Quality



Basin Management



Habitat Conservation / Monitoring



Storage and Conjunctive Use

